

PRODUCTION ORDER

M. P. MÖLLER, INC.

HAGERSTOWN, MD.

PROD. ORDER NO. R-285 DATE 8/15/47

Broadway Christian Church Lexington, Ky.
CUSTOMER CITY STATE

To Moss - Steen - Row - Moore

FOR CONSOLE AND ACCESSORIES

MANUALS Three STOP CONTROLS Draw Knobs & Tilting Tablets

STYLE OF PANELS Rectangular COMBINATION ACTION Regular

EXTERIOR WOOD Mahogany FINISHED TO COLOR BLOCK M-753

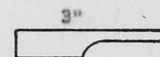
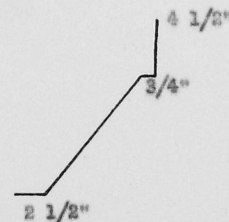
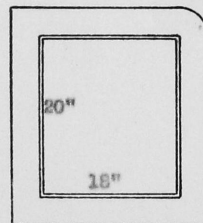
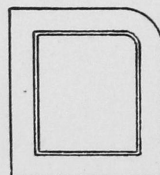
INTERIOR WOOD " FINISHED TO COLOR BLOCK M-753

DIMENSIONS OF BOX 2'-1" DEEP, 5'-9" LONG, 4'-3" HIGH

PEDAL BOARD 4'-6 1/2" LONG CIRCULAR STRAIGHT RECESSED 1"

KEY FRAME LENGTH 5'-1"

CHEEK TERRACE BLOCK
 STOP KEY TYPE DRAW KNOB TYPE



ORDER INCLUDES:—KEY FRAME, PEDAL KEY, ORGAN BENCH, MUSIC RACK AND BRACKETS.

REMARKS: Refer to dwg. # 102.

WIND & CABLES ENTER AT REAR

COPIES TO: Montgomery
Order Dept.
Dr. Room
File (Hoover)

SIGNED [Signature]
ORDER DEPARTMENT

PRODUCTION ORDER

M. P. MÖLLER, INC.

HAGERSTOWN, MD.

PROD. ORDER NO. R-285 DATE April 9, 1947

Broadway Christian Church Lexington Ky.

CUSTOMER CITY STATE

TO Henry Wolfesen

FOR Switches

Make up switches for Pedal Organ as follows -

Double Open Diapason	16"	1-32
Bourdon	16"	1-32
	8"	13-44
Contra-Cornet	16"	1-32
	8"	13-44
Gedackt	16"	1-32
	8"	13-44
Tuba Major	16"	1-32

COPIES TO:
Geist
Order Dept
File (Hoover)

SIGNED A. D. Ocker
ORDER DEPT.

PRODUCTION ORDER

M. P. MÖLLER, INC.

HAGERSTOWN, MD.

PROD. ORDER No. 1-285

DATE March 29, 1947

Broadway Christian Church

Lexington Ky.

CUSTOMER

CITY

STATE

To Henry Hoffgen

FOR Relay

Make up one (1) Standard 32 note Pedal Relay using 10 conductor contact blocks.

Mount switches at left of relay (facing relay) and wire switches in customary manner. Provide necessary stop action station.

Deliver completed relay to Erecting room.

COPIES TO: Geist
Order Dept.
File (Hoover)

SIGNED _____

ORDER DEPT.

PRODUCTION ORDER

M. P. MÖLLER, INC.

HAGERSTOWN, MD.

PROD. ORDER No. A-285

DATE 8/15/47

Broadway Christian Church Lexington, Ky.
CUSTOMER CITY STATE

To Wolffsen

FOR Draw Knobs and Tilting Tablets

Standard Draw Knobs, White, Engraved in Black Block Letters

Dolce Flute 8	Major Flute 8	Contra Camba 16	Double Open Diapason 16
Tuba Major 16	Vicl 8	Gedeckt 16	Bourdon 16
Cornopian 8	Aeoline 8	Stopped Diapason 8	Bourdon 16
Vox Humana 8	Mixture III Rks. 8	Vox Celeste 8	Open Diapason 8
Swell Unison	Oboe 8	Cheminee Flute 4	Salicional 8
Great Unison	Flute Harmonic 4	Clarabella 8	Tuba 8
Erzahler 8	Horn Diapason 8	Open Diapason 16	Octave 4
Cross Flauta 8	Open Diapason 8	Choir Unison	Clarinet

COPIES TO:

Order Dept.
Dr. Room
File (Hoover)

SIGNED

J. P. Ocker
ORDER DEPT.

PRODUCTION

W. B. MOTTE, INC.

PROD. ORDER NO. R-285

SHEET NO. 2

PROD. ORDER NO. R-285

Broadway Christian Church
CITY Lexington, Ky. STATE

Standard Draw Knobs, White, Engraved in Black Block Letters (continued)

Dulciana	Quintadena	English Diapason	Flute D'Amour
8	8	8	4
Unda Maris	Concert Flute	Camba	
8	8	16	

Standard Draw Knobs, White, Engraved in Red Block Letters

Swell	Swell	Tremolo	Tremolo
16	4		
Great	Chimes	Choir	Choir
16		16	4
Tremolo	Great		
	4		

Tilting Tablets, White, Engraved in Black Block Letters

Great to Pedal	Swell to Pedal	Choir to Pedal	Swell to Great
Choir to Great	Swell to Choir		

Tilting Tablets, White, Engraved in Red Block Letters

Great to Pedal	Swell to Pedal	Choir to Pedal	Swell to Great
4	4	4	16
Swell to Great	Choir to Great	Choir to Great	Swell to Choir
4	16	4	16
Swell to Choir			
4			

P-285

PRODUCTION ORDER

M. P. MÖLLER, INC. HAGERSTOWN, MD.

No. M-3914

DATE OF ISSUE January 12, 1948 COMPLETE ON OR BEFORE RUSH

ORDER TO Sam Geist and Harvey Miller

Prepare the following extras for an express shipment -

- 375 lin.ft. - 44 note Organ Cable
- 300 lin.ft. - 61 note Organ Cable
- 20 lin.ft. - 14-1 White Main Wire
- 1 spool - #24 Double Cotton Covered Wire
- 4 pcs. - 75 note Junction Strips with Pins
- 1 pc. - 50 note Junction Strip with Pins
- 2 pcs. - 3" Cleats
- 2 pcs. - 5" Cleats
- 3 pcs. - 5/8" Cable Bands
- 3 pcs. - 7/16" Cable Bands
- 6 pcs. - 1/2" cable Bands
- 6 pcs. - 5/16" Cable Bands
- 1 spool - Lacing Thread
- 6 pcs. - Manual Key Regulating Screw Eyes
- 2 lb. - String Solder

Forward as directed below. Charge all crating and shipping time to "2-65".

Submit invoice to shipping address.

COPIES TO: Daniels SHIPPING INSTRUCTIONS:

Slifer
Fiery
Hose
Hoover
Hauver
File (2)

TO- M. P. Moller, Inc. Installation Foreman
 c/o Broadway Christian Church
 N. Broadway at Second St.
 Lexington, Ky.

VIA - Railway Express - Collect

IDENTIFY PL, SHIPMENT AND INVOICE BY CUSTOMER'S ORDER No. _____

SIGNED A. S. Ocker
ORDER DEPARTMENT

IMPORTANT

INDIVIDUALS RECEIVING ORDERS ARE RESPONSIBLE FOR THE RETURN OF ORDER TO ORDER DEPARTMENT IMMEDIATELY FOLLOWING COMPLETION OF SPECIFIED WORK. MATERIALS ARE TO BE LISTED ON REVERSE SIDE UPON REQUEST ONLY. COPIES OF ORDERS ARE ISSUED AS DEEMED NECESSARY FOR VARIOUS DEPARTMENTS AND INDIVIDUALS. THESE ARE NOT TO BE RETURNED.

DATE COMMENCED _____ DATE COMPLETED _____

SIGNED _____
FOREMAN

PRODUCTION ORDER

M. P. MOLLER, INC. HAGERSTOWN, MD.

No. B-285

DATE OF ISSUE April 9, 1947 COMPLETE ON OR BEFORE Soon as Possible

ORDER TO Sam Geist and Harvey Miller

Prepare one (1) draw knob type console complete with organ bench, pedal key and pedal relay for shipment to Broadway Christian Church, Lexington, Ky. according to specifications, orders, drawings, etc. to be issued in the near future.

Crate as necessary for a truck shipment and forward as directed below. Charge all crating and shipping time to "2-65".

COPIES TO: Moller SHIPPING INSTRUCTIONS:

Daniels
Slifer
Fiery
Hose
Hoover
Hauver
Henneberger
File (2)

To- Broadway Christian Church
North Broadway at Second St.
Lexington, Ky.
c/o Orval M. Morgan, Minister

VIA - M. P. Moller, Inc. Truck

IDENTIFY PL, SHIPMENT AND INVOICE BY CUSTOMER'S ORDER No. _____

SIGNED A. S. Ocker
ORDER DEPARTMENT

IMPORTANT

INDIVIDUALS RECEIVING ORDERS ARE RESPONSIBLE FOR THE RETURN OF ORDER TO ORDER DEPARTMENT IMMEDIATELY FOLLOWING COMPLETION OF SPECIFIED WORK. MATERIALS ARE TO BE LISTED ON REVERSE SIDE UPON REQUEST ONLY. COPIES OF ORDERS ARE ISSUED AS DEEMED NECESSARY FOR VARIOUS DEPARTMENTS AND INDIVIDUALS. THESE ARE NOT TO BE RETURNED.

DATE COMMENCED _____ DATE COMPLETED _____

SIGNED _____
FOREMAN

CHANGE ORDER

M. P. MOLLER, INC.

HAGERSTOWN, MD.

PROD. ORDER No. R-285

DATE May 12, 1947

Broadway Christian Church

Lexington

Ky.

CUSTOMER

CITY

STATE

To Holders of Specifications

Add to heading of Specifications

Wood - Mahogany
Wind Pressure - 9" maximum

Add under Pedal Movements

Balanced Expression Pedal - Great Organ - 8 contacts
Balanced Expression Pedal - Swell Organ - 8 contacts
Balanced Expression Pedal - Choir Organ - 8 contacts

Arrange contacts in regular manner

COPIES TO: Moller, Daniels, Hose, Hoover, Row, Wolffsen, Geist, Miller, Marotte and File.

SIGNED _____

A. D. Ocker
ORDER DEPARTMENT

Daniel

CONSOLE SPECIFICATIONS

R-285 BROADWAY CHRISTIAN CHURCH, LEXINGTON, KENTUCKY

CONSOLE	Detached
PANEL DESIGN	
WOOD	
FINISH	
MANUALS	Three
MANUAL COMPASS	CC to C 61 notes
PEDAL COMPASS	CCG to G 32 notes
STOP CONTROLS	Draw Knobs & Tilting Tablets
ACTION	Electro-Pneumatic
WIND PRESSURE	

GREAT ORGAN

1	16'	Open Diapason
2	8'	Open Diapason
3	8'	Horn Diapason
4	8'	Gross Flauta
5	8'	Clarabella
6	8'	Erzahler
7	4'	Flute Harmonic
8	4'	Octave
9	8'	Tuba
10		Chimes
11		Tremolo

SWELL ORGAN

12	16'	Bourdon
13	8'	Open Diapason
14	8'	Stopped Diapason
15	8'	Salicional
16	8'	Aeoline
17	8'	Vox Celeste
18	4'	Cheminee Flute
19	III Rk.	Mixture
20	8'	Cornopean
21	8'	Oboe
22	8'	Vox Humana
23		Tremolo

CHOIR ORGAN

24	16'	Gamba
26	8'	English Diapason
26	8'	Concert Flute
27	8'	Quintadena
28	8'	Dulciana
29	8'	Unda Maris
30	4'	Flute d' Amour
31	8'	Clarinet
32		Tremolo

11
 12
 13
 14
 15
 16
 17
 18
 19
 20
 21
 22
 23
 24
 25
 26
 27
 28
 29
 30
 31
 32
 33
 34
 35
 36
 37
 38
 39
 40
 41
 42
 43
 44
 45
 46
 47
 48
 49
 50
 51
 52
 53
 54
 55
 56
 57
 58
 59
 60
 61
 62
 63
 64
 65
 66
 67
 68
 69
 70
 71
 72
 73
 74
 75
 76
 77
 78
 79
 80
 81
 82
 83
 84
 85
 86
 87
 88
 89
 90
 91
 92
 93
 94
 95
 96
 97
 98
 99
 100

11
 12
 13
 14
 15
 16
 17
 18
 19
 20
 21
 22
 23
 24
 25
 26
 27
 28
 29
 30
 31
 32
 33
 34
 35
 36
 37
 38
 39
 40
 41
 42
 43
 44
 45
 46
 47
 48
 49
 50
 51
 52
 53
 54
 55
 56
 57
 58
 59
 60
 61
 62
 63
 64
 65
 66
 67
 68
 69
 70
 71
 72
 73
 74
 75
 76
 77
 78
 79
 80
 81
 82
 83
 84
 85
 86
 87
 88
 89
 90
 91
 92
 93
 94
 95
 96
 97
 98
 99
 100

11
 12
 13
 14
 15
 16
 17
 18
 19
 20
 21
 22
 23
 24
 25
 26
 27
 28
 29
 30
 31
 32
 33
 34
 35
 36
 37
 38
 39
 40
 41
 42
 43
 44
 45
 46
 47
 48
 49
 50
 51
 52
 53
 54
 55
 56
 57
 58
 59
 60
 61
 62
 63
 64
 65
 66
 67
 68
 69
 70
 71
 72
 73
 74
 75
 76
 77
 78
 79
 80
 81
 82
 83
 84
 85
 86
 87
 88
 89
 90
 91
 92
 93
 94
 95
 96
 97
 98
 99
 100

GENERAL STOP

11
 12
 13
 14
 15
 16
 17
 18
 19
 20
 21
 22
 23
 24
 25
 26
 27
 28
 29
 30
 31
 32
 33
 34
 35
 36
 37
 38
 39
 40
 41
 42
 43
 44
 45
 46
 47
 48
 49
 50
 51
 52
 53
 54
 55
 56
 57
 58
 59
 60
 61
 62
 63
 64
 65
 66
 67
 68
 69
 70
 71
 72
 73
 74
 75
 76
 77
 78
 79
 80
 81
 82
 83
 84
 85
 86
 87
 88
 89
 90
 91
 92
 93
 94
 95
 96
 97
 98
 99
 100

10000000

PEDAL ORGAN

33	16'	Double Open Diapason
34	16'	Contra Gamba
35	16'	Bourdon
36	16'	Gedeckt
37	8'	Major Flute
38	8'	Dolce Flute
39	8'	Viol
40	16'	Tuba Major

COUPLERS

41	Great to Pedal
42	Great to Pedal 4'
43	Swell to Pedal
44	Swell to Pedal 4'
45	Choir to Pedal
46	Choir to Pedal 4'
47	Swell to Great 16'
48	Swell to Great
49	Swell to Great 4'
50	Choir to Great 16'
51	Choir to Great
52	Choir to Great 4'
53	Swell to Choir 16'
54	Swell to Choir
55	Swell to Choir 4'
56	Great 16'
57	Great Unison
58	Great 4'
59	Swell 16'
60	Swell Unison
61	Swell 4'
62	Choir 16'
63	Choir Unison
64	Choir 4'

ADJUSTABLE COMBINATIONS

Pistons No. 1-2-3-4-5	Affecting Great Stops
Pistons No. 1-2-3-4-5	Affecting Swell Stops
Pistons No. 1-2-3-4-5	Affecting Choir Stops
Pistons No. 1-2-3-4-5	Affecting Pedal Stops
Pistons No. 1-2-3-4-5-6-7	Affecting Full Organ
General Cancel Piston under Choir key No. 56	

SWELL PISTON
SWELL TO GREAT Y:
SWELL TO GREAT Z:
SWELL TO GREAT A:
SWELL TO GREAT B:
SWELL TO GREAT C:
SWELL TO GREAT D:
SWELL TO GREAT E:
SWELL TO GREAT F:
SWELL TO GREAT G:
SWELL TO GREAT H:
SWELL TO GREAT I:
SWELL TO GREAT J:
SWELL TO GREAT K:
SWELL TO GREAT L:
SWELL TO GREAT M:
SWELL TO GREAT N:
SWELL TO GREAT O:
SWELL TO GREAT P:
SWELL TO GREAT Q:
SWELL TO GREAT R:
SWELL TO GREAT S:
SWELL TO GREAT T:
SWELL TO GREAT U:
SWELL TO GREAT V:
SWELL TO GREAT W:
SWELL TO GREAT X:
SWELL TO GREAT Y:
SWELL TO GREAT Z:

SWELL PISTON
SWELL TO GREAT Y:
SWELL TO GREAT Z:
SWELL TO GREAT A:
SWELL TO GREAT B:
SWELL TO GREAT C:
SWELL TO GREAT D:
SWELL TO GREAT E:
SWELL TO GREAT F:
SWELL TO GREAT G:
SWELL TO GREAT H:
SWELL TO GREAT I:
SWELL TO GREAT J:
SWELL TO GREAT K:
SWELL TO GREAT L:
SWELL TO GREAT M:
SWELL TO GREAT N:
SWELL TO GREAT O:
SWELL TO GREAT P:
SWELL TO GREAT Q:
SWELL TO GREAT R:
SWELL TO GREAT S:
SWELL TO GREAT T:
SWELL TO GREAT U:
SWELL TO GREAT V:
SWELL TO GREAT W:
SWELL TO GREAT X:
SWELL TO GREAT Y:
SWELL TO GREAT Z:

SWELL PISTON
SWELL TO GREAT Y:
SWELL TO GREAT Z:
SWELL TO GREAT A:
SWELL TO GREAT B:
SWELL TO GREAT C:
SWELL TO GREAT D:
SWELL TO GREAT E:
SWELL TO GREAT F:
SWELL TO GREAT G:
SWELL TO GREAT H:
SWELL TO GREAT I:
SWELL TO GREAT J:
SWELL TO GREAT K:
SWELL TO GREAT L:
SWELL TO GREAT M:
SWELL TO GREAT N:
SWELL TO GREAT O:
SWELL TO GREAT P:
SWELL TO GREAT Q:
SWELL TO GREAT R:
SWELL TO GREAT S:
SWELL TO GREAT T:
SWELL TO GREAT U:
SWELL TO GREAT V:
SWELL TO GREAT W:
SWELL TO GREAT X:
SWELL TO GREAT Y:
SWELL TO GREAT Z:

PEDAL MOVEMENTS

- 1 - Great to Pedal Reversible, duplicated with piston to left of Great Manual Pistons
- 2 - Sforzando Reversible, duplicated with piston under Swell key No. 44
- 3 - Balanced Expression Pedal - Great Organ
- 4 - Balanced Expression Pedal - Swell Organ
- 5 - Balanced Expression Pedal - Choir Organ
- 6 - Balanced Grand Crescendo Pedal
- 7 - All Swells to Swell, On and Off Switch in right key jamb

ACCESSORIES

On and Off Pedal Combinations to Swell Pistons in left Swell key jamb
On and Off Pedal Combinations to Great Pistons in left Great key jamb
On and Off Pedal Combinations to Choir Pistons in left Choir key jamb

Crescendo Indicator Lights - Green - P-MP-MF-F-FF
Sforzando Indicator Light - Red

Organ Bench with Music Shelf

Concave and radiating pedal keyboard

All console measurements to be F. A. G. O. Standard

3/29/47
HDO