SEE DRAWING NO.104 FOR CONSOLE CABINET SIDE & DESIGN.
SEE DRAWING NO.107 FOR EXPOSED GREAT ORGAN.
SEE DRAWING NO.106 FOR BLOWER CONDUIT.

BLOWER: SIDE & STYLE OP 9022 — AIR MOTOR — 1/4" OUTLET
9" LONG — 6'0" WIDE — 3'0" HIGH
SUPPLY: 3"x2"x2'0" BLOWER RESERVOIR.

10-15 VOLTS, 20 AMPERES: DC ORGAN POWER UNIT.

135 FEET OF CABLES 20 GA. WIRE REQUIRED FROM MAIN CONSOLE TO @ IN ORGAN.
CABLES REQUIRED:
GREAT RELAY — ONE 39 COND.
SWELL RELAY — ONE 33 COND.
PEDAL RELAY — ONE 33 COND.
STOPS & SHADES — ONE 39 COND.

ACTION CURRENT WIRES REQUIRED
DC ORGAN POWER UNIT TO ORGAN
18 FEET 8C R.S. STRANDED FOR KEY COMMON (-)
18 FEET 8C R.S. STRANDED FOR MAGNET COMMON (+)
DC ORGAN POWER UNIT TO CONSOLE
18 FEET 8C R.S. STRANDED FOR KEY COMMON (-)
18 FEET 8C R.S. STRANDED FOR MAGNET COMMON (+)

ONE 12" DIAMETER GALVANIZED IRON WIND CONDUCTOR FROM BLOWER TO ORGAN.
ONE 3" DIAMETER GALVANIZED IRON WIND CONDUCTOR FROM BLOWER TO CONSOLE WIND SUPPLY TO CONSOLE.
ONE 3" DIAMETER CONDUIT FROM CONSOLE TO ORGAN FOR CABLES & ACTION CURRENT WIRES.
ONE 2" DIAMETER CONDUIT FROM CONSOLE TO BLOWER FOR MOTOR STARTER & PILOT WIRES.
ONE 3/4" DIAMETER CONDUIT FROM AC CURRENT SOURCE TO OUTLET BOX WITHIN ORGAN FOR CONSOLE LIGHTING WIRES.

PULL BOXES SHOULD BE PLACED AT ALL SHARP BENDS OF LARGE CONDUITS. IF CONDUITS ARE NOT REQUIRED BY BUILDING CODES, PROVIDE EQUIVALENT SPACE.

ACTION: ELECTRO PNEUMATIC
CASING: NONE
DISPLAY PIPES: EXPOSED GREAT ORGAN
TERRACE: TWO X PEDAL
CONSOLE: DETACHED PLAIN WHITE OAK
STOP CONTROLS: DRAW KNOBS UTILIZING TABLETS
WIND PRESSURE: 3"
PITCH: A 440 @ 70°F

WIND CONDUCTORS, CONDUITS & ALL ELECTRICAL WIRING TO BLOWER MOTOR & ORGAN POWER UNIT INCLUDING NECESSARY POWER SUPPLIES, AC SAFETY SWITCH & MOTOR STARTER, CONDUITS & AC WIRING TO ORGAN BLOWER UNIT TO BE SUPPLIED & INSTALLED BY PURCHASER. LIGHT OUTLETS, WIRE CONTROLS, SIGNAL SYSTEM DESIRED AT CONSOLE INCLUDING CONDUITS & WIRING ETC. TO BE SUPPLIED & INSTALLED BY PURCHASER. LIGHT OBJECTS, BRACKETS, WALL SWITCHES & RECEPTACLES WITHIN ORGAN ROOM, INCLUDING CONDUITS, WIRING, ETC. TO BE SUPPLIED & INSTALLED BY PURCHASER.

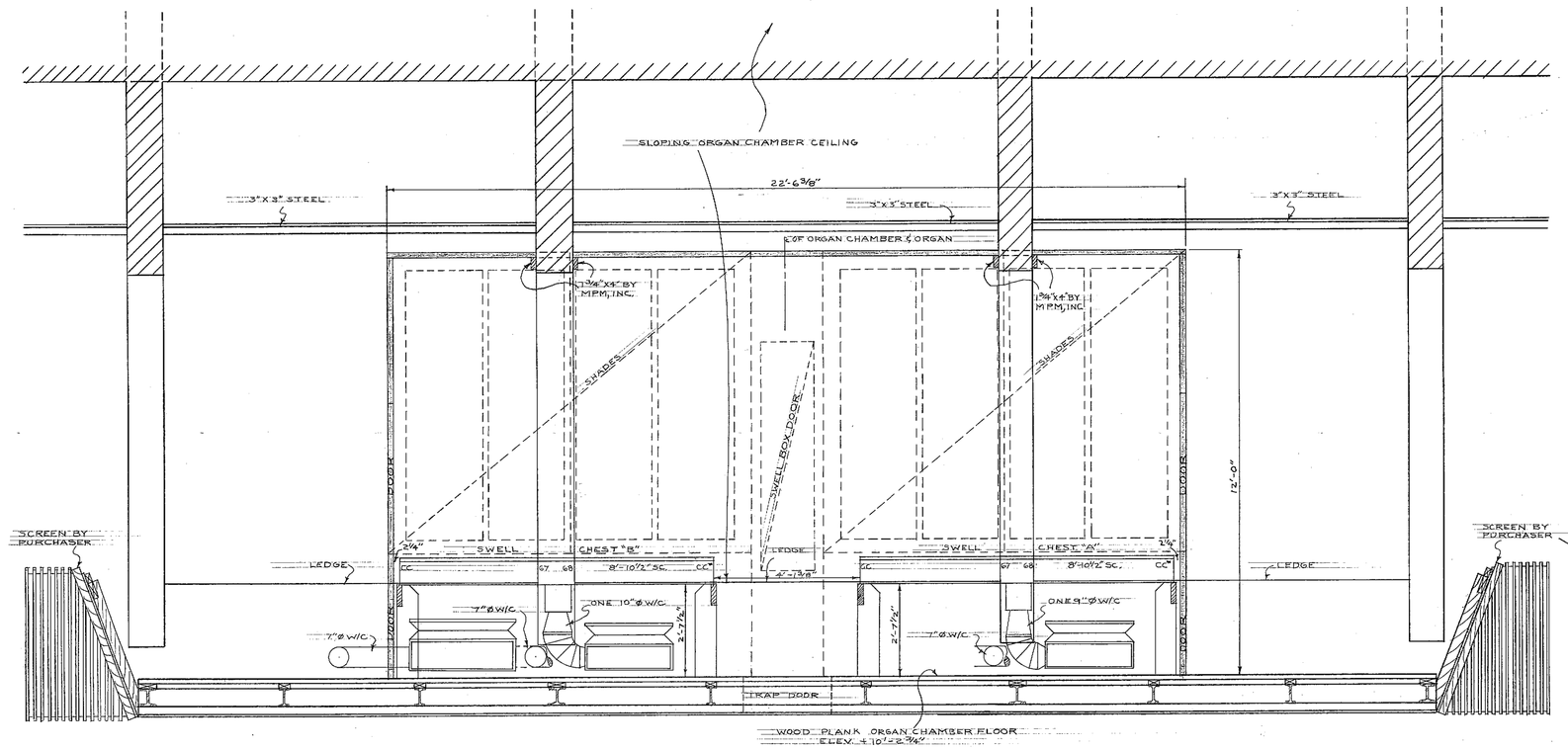

SECTION AA

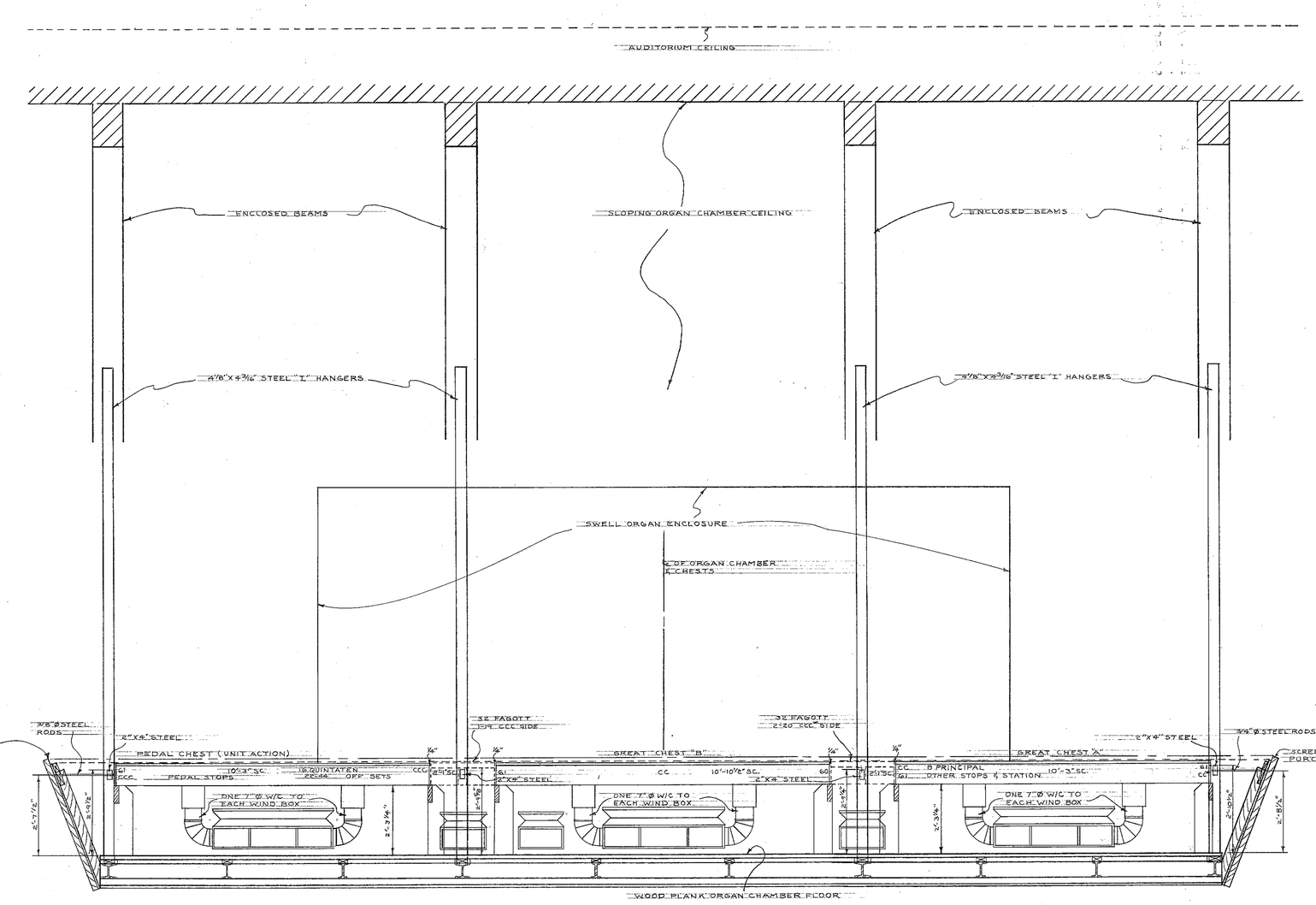

SECTION BB

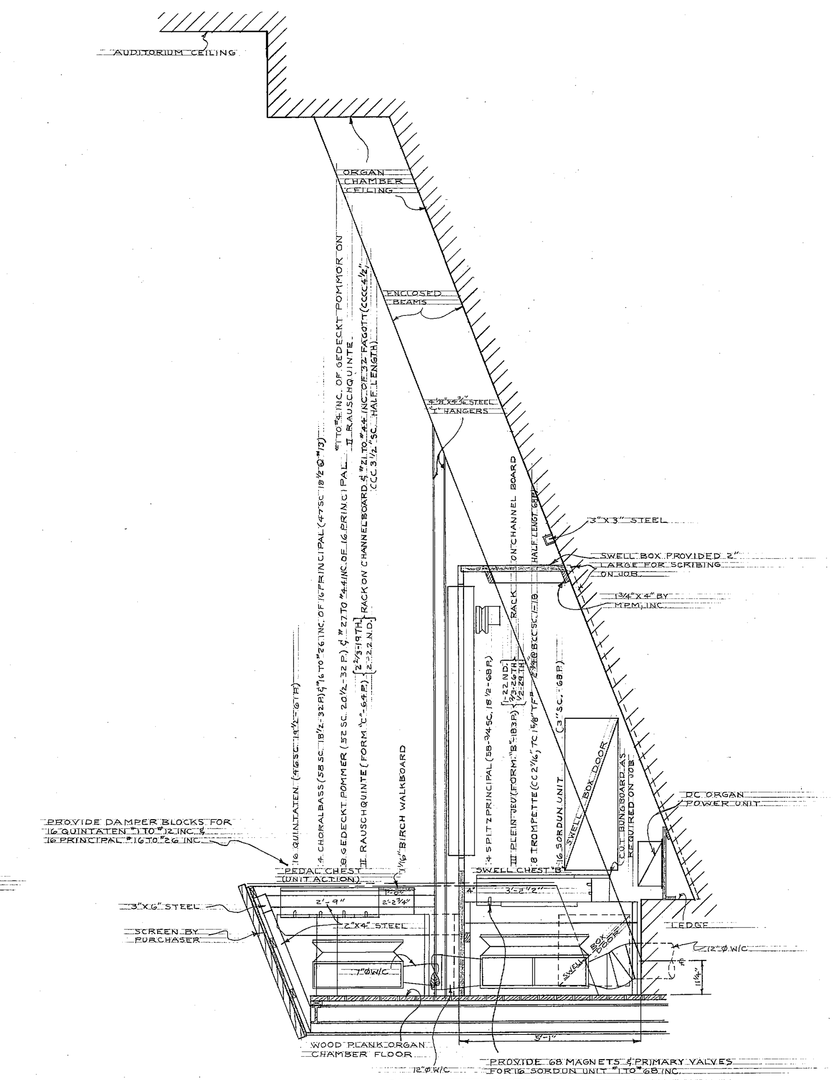

SECTION CC

NOTE:
PURCHASER TO PROVIDE ELECTRICAL SERVICE FOR DC ORGAN POWER UNIT.
BLOWER: 1 PHASE, 60 CYCLES, 120 VOLTS, 9 AMPERES.
DC OUTPUT: 12-15 VOLTS, 20 AMPERES.

DC ORGAN POWER UNIT & AIR CONTROLLED MERCURY SWITCH MOUNTED ON 3/4" PLYWOOD BASE, 2'10" ABOVE FLOOR. PROVIDE SUPPORT BETWEEN PLYWOOD & POWER UNIT BASE.

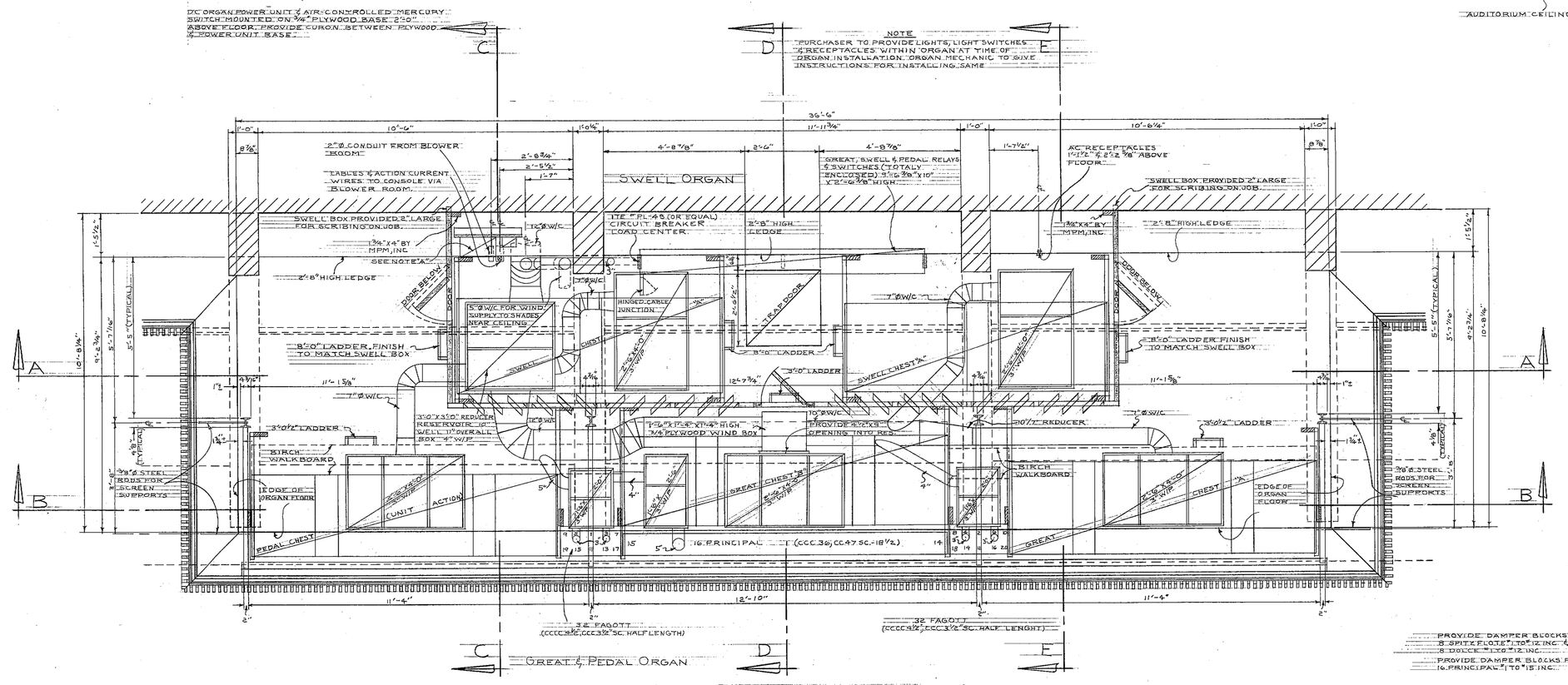

FLOOR PLAN

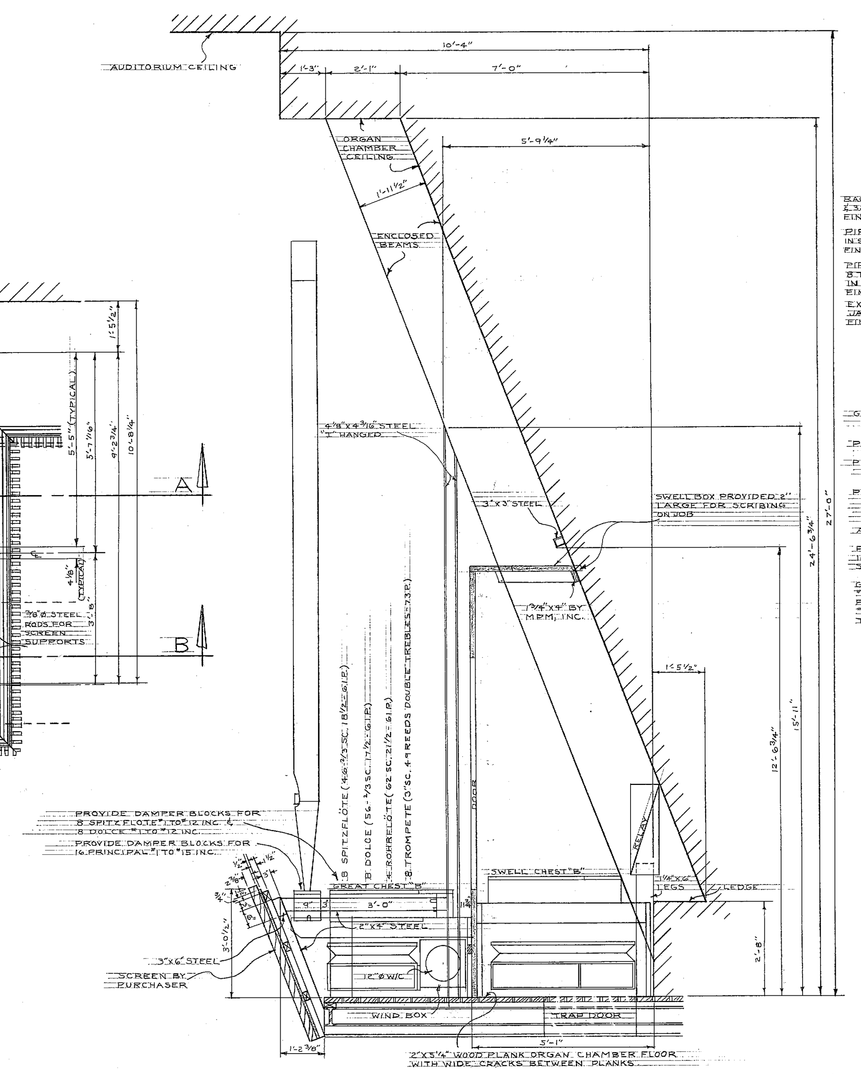

NOTE
ALL DIMENSIONS ON THIS SECTION APPLIES TO ALL CROSS SECTIONS.

SECTION DD

Wood Finish Schedule

BACKBOARDS & RACKPINS ON GREAT CHESTS "A" & "B", PEDAL CHEST (UNIT ACTION) & SWELL CHESTS TO BE SUPPLIED IN PLAIN OAK.
FINISH TO MATCH CONSOLE EXTERIOR.

TERRACES & RACK POSTS FOR PEDAL & PRINCIPAL 8' TO 12" & INC. TO BE SUPPLIED IN STANDARD WOOD (SCREWED) TO GREATEST POSSIBLE EXTENT (FRONT PIPE STYLE)
FINISH: DULL CHARCOAL GRAY.

PIPE RACK SIDE, GREAT: 16' QUINTATEN, 8' PRINCIPAL, 8' SPITZFLÖTE, 8' DOLCE & 16' DULCIANA TO BE SUPPLIED IN STANDARD WOOD (SCREWED) TO GREATEST POSSIBLE EXTENT (FRONT PIPE STYLE)
FINISH: DULL CHARCOAL GRAY, LOOK C FIN ALL ABOVE. NEEDS REQUIRING BRACE.

EXTERIOR, EXTERIOR OF SWELL BOX & SWELL FRONTS, SHADE MOTORS, BRACKETS, BRACES, RESERVOIRS, WOOD, ETC. TO BE SUPPLIED IN STANDARD MATERIAL. FINISH TO MATCH. SAMPLE TO BE SUBMITTED.

Pipe Finish Schedule

GREAT: 16' QUINTATEN, WIRING "13 GUP ALL SP.
NO FELT TO SHOW ON CAPS.

PEDAL: 16' PRINCIPAL, PIPE FEET 1'-10" & INC. ADJUSTED IN LENGTH

PEDAL: 8' SEDECKT, HAMMER, ALL SP.
NO FELT TO SHOW ON CAPS.

PEDAL: 16' FAGOTT, PROVIDE SLIDE TUNERS 1'-10" TO INC.
1'-10" TO 12" & TO HAVE ROLL TUNERS ON BACK.
ADJUSTED SOCKET LENGTHS 1'-10" & 8 INC.
1'-10" & 60 INC. ALL SING.

ALL WOODWORK: PIPEWORK AS SPECIFIED

PEDAL: 16' PRINCIPAL 1'-10" & INC. & 16' FAGOTT 1'-10" & 60 INC. (INCLUDING SOCKETS TO BE FINISHED TO MATCH APPROVED SAMPLE & SUBMITTED.

GREAT: 16' QUINTATEN 1'-10" & INC. & PRINCIPAL 1'-10" & INC. & SPITZFLÖTE 1'-10" & INC., & DOLCE 1'-10" & INC. ALL SING. WORK IN BETWEEN & PEDAL: 16' PRINCIPAL 1'-10" & INC. & ALL KINGSWAMPING & FAGOTT TO BE SUPPLIED IN STANDARD WOOD (SCREWED) TO GREATEST POSSIBLE EXTENT. PER APPROVED PIPEWORK ACCORDING TO DOC. STANDARD, EXACTNESS PER APPROVED PIPEWORK

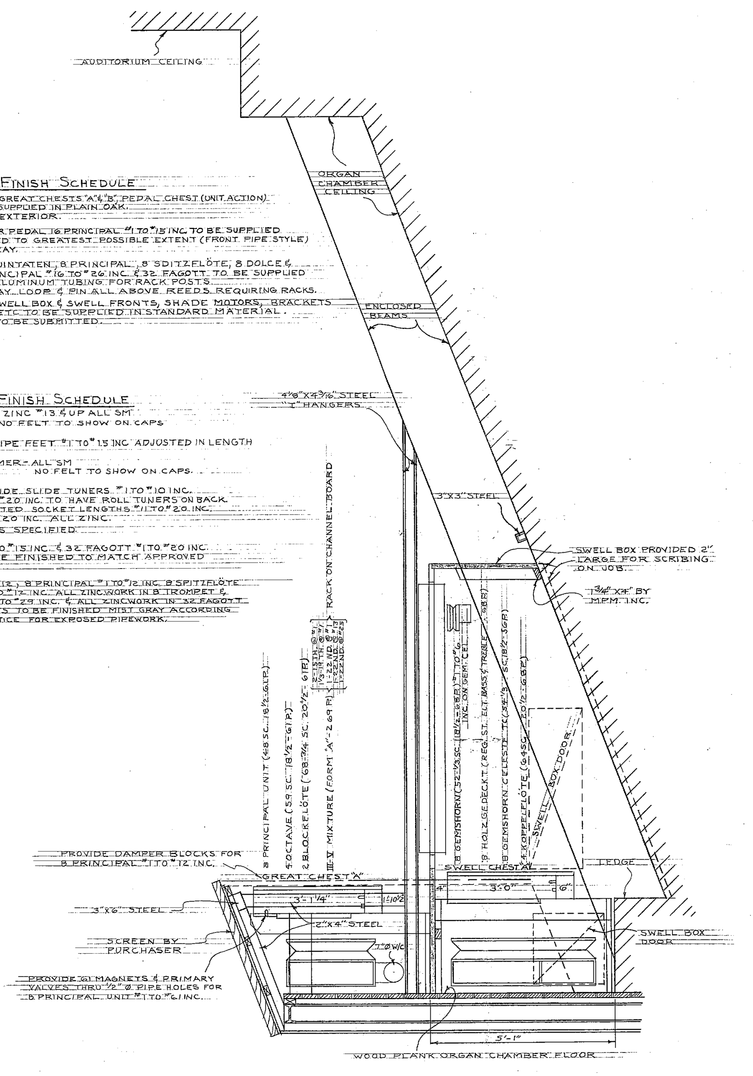

SECTION EE

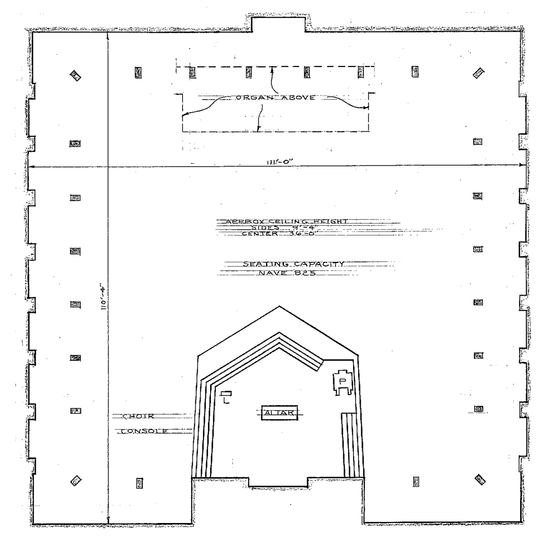

ORGAN

DIMENSION OR BY	JON KING	DATE	12-13-68	12-20-68	
ST. MARGARET'S CATHOLIC CHURCH					
BEL AIR, MD.					
SCALE: 1/4" = 1'-0"			MPMILLER, INC.		10490
REV	REV	REV	DATE	HAGERSTOWN, MD.	DRAWING NO. 108