· STYLE · 39 & 49 - FOTOPLAYER ·

· HORSESHOE · CONSOLE ·

SEC. 2

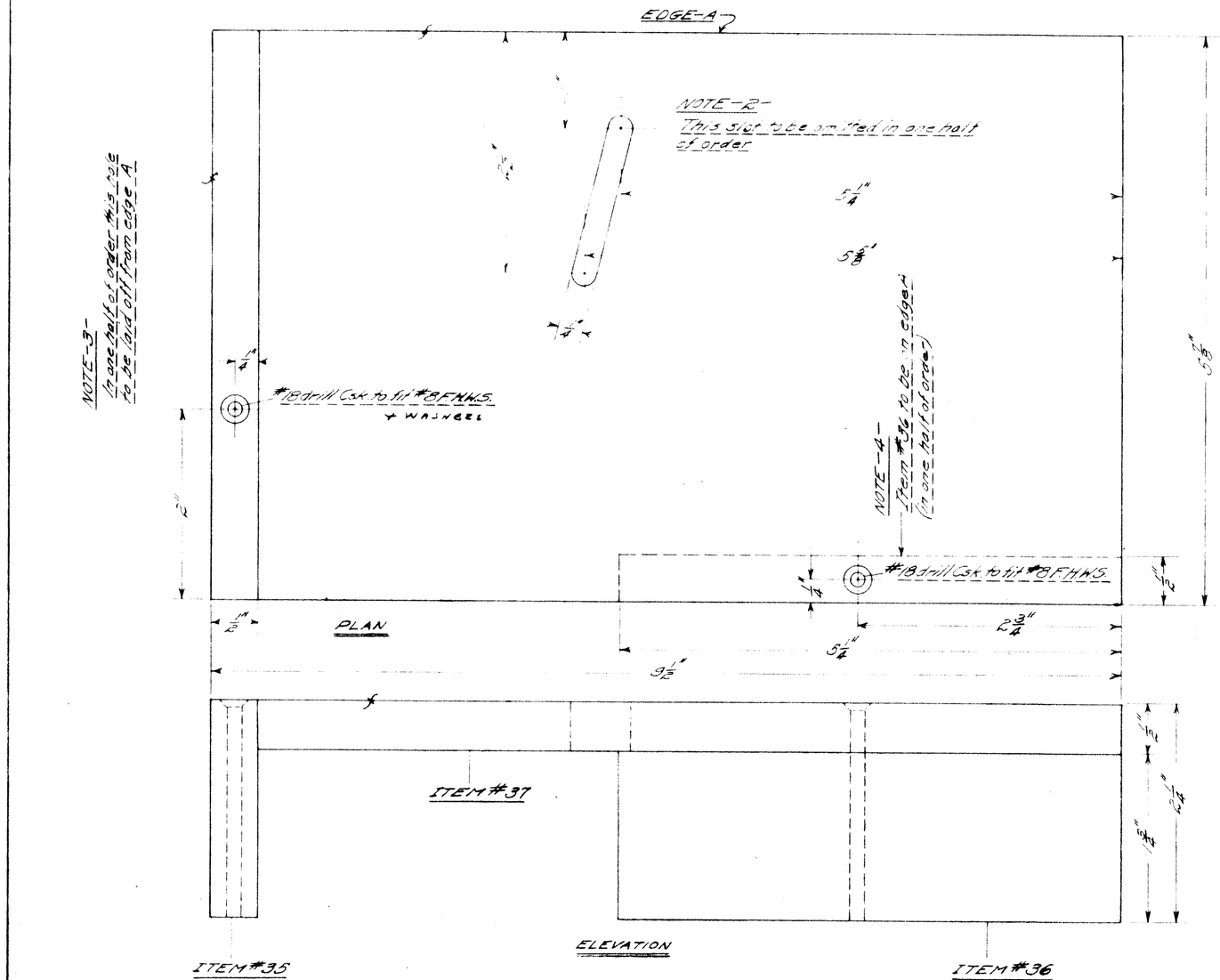

NOTE-1-
Notes 2-3-4- to be adhered to as these Tempo Boxes are made in pairs

NOTE-5-
Finish with Case
1 stain - 1 filler - 1 shellac (sandpaper shellac and varnish between each coat)
Rub to a dull finish (f = edges to be finished)

TEMPO CONTROL BOX ASSEMBLY
DETAILS 1
ITEMS # 35-36-37

REVISIONS DATE	REF.	ROBERT MORTON ORGAN CO. VAN NUYS, CALIF	
		PART NAME: 2 MANUAL CONSOLE CASE	MODEL
		PART: A - 39 - 02 - 12 (SERIES / STYLE / SECTION / NUMBER)	
DRAWING		DRAWN BY: RFW	SCALE: FULL SIZE
		CHECKED BY	DATE: 1-30-26
		DATE	MATERIAL: See BOM.

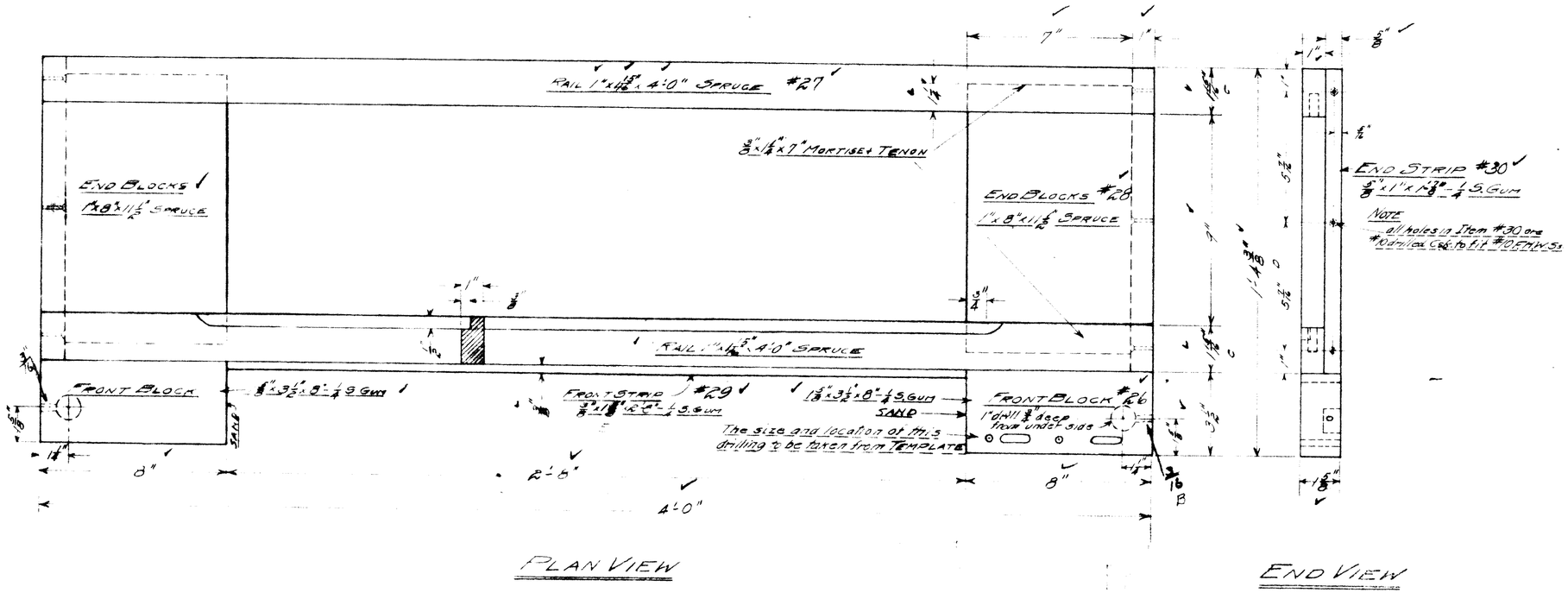

A

~~KEY FILLER ITEM #6~~

~~SCALE FULL SIZE~~

MILL CASE FINISH DRILL GLUE

DETAILS 2

ITEMS #-26-27-28-29-30

11-12-26 A	THE SIMPLEX MOTION ORGAN CO.		
11-12-26 B	PART NAME: CONSOLE KEY BED ASSEM		MODEL
11-23-26 C			
11-23-26 D	PART	ITEM A 39 STYLE 00 SECTION 02	NUMBER 12
1-17-27 E	DRAWN BY RFW	DATE 10-21-26	SCALE 3"=1'-0"
NEW DRAWING E	CHECKED BY TORREY	DATE 1-17-27	MATERIAL See B of M.

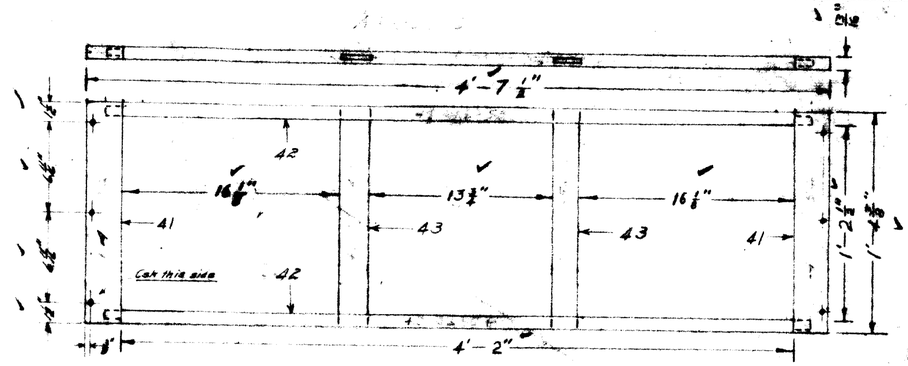



NOTE
all holes are #18 drill Cut to fit
#8 FHWS. & WASHERS

Name
1. Console Upper Fro
2. Rails
3. Stiles
4. Center Stiles



DETAIL

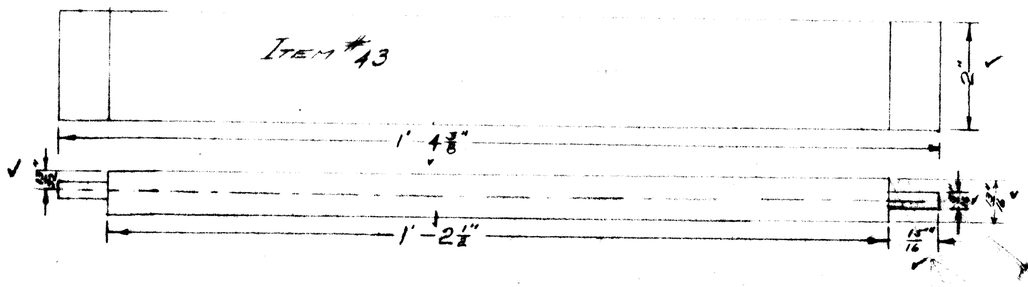

MILL SLUR
RAHAN DRILL
CASE

37

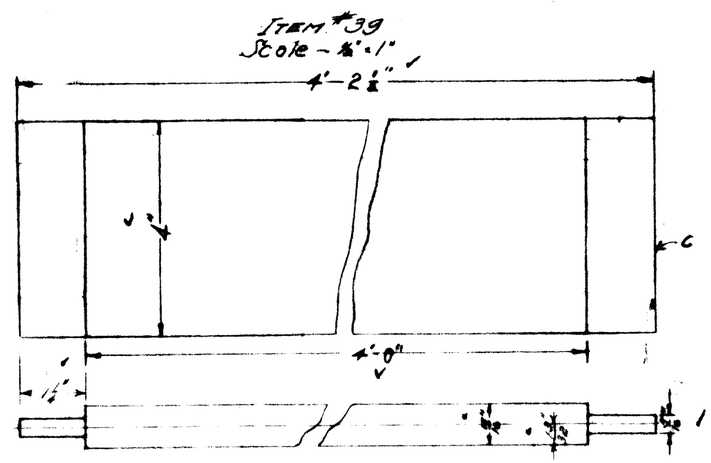

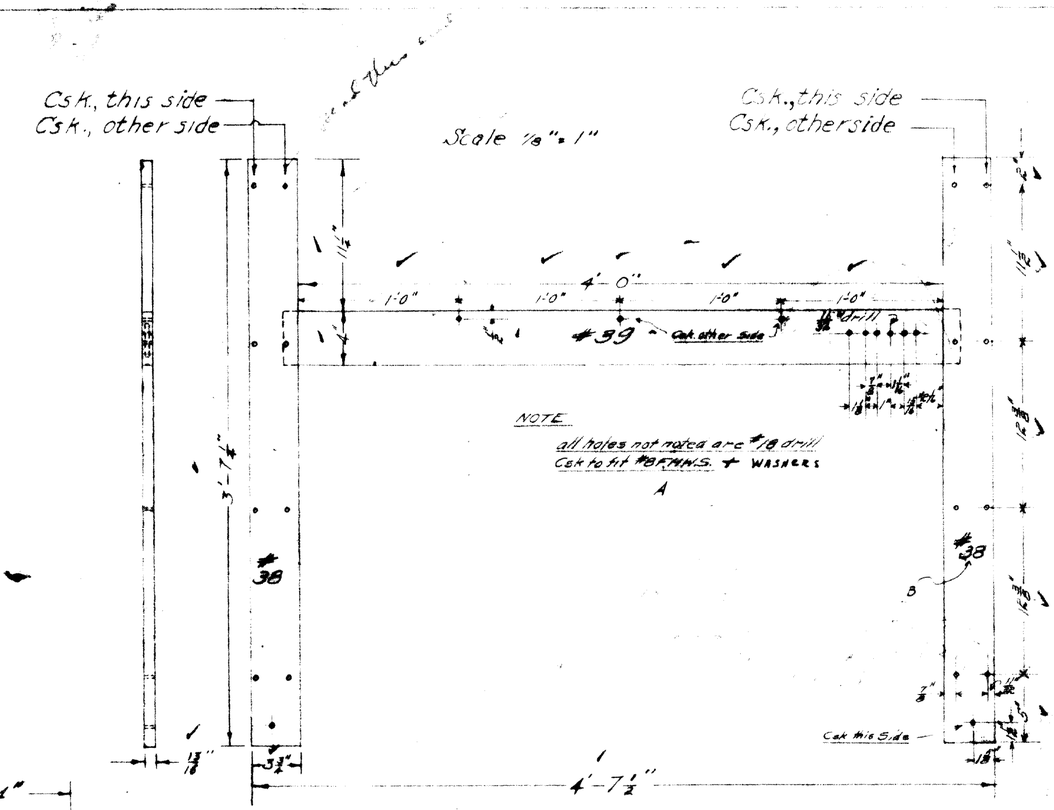



DETAILS - 4 -

ITEMS - #38-39

ASSEMBLY & DETAILS.

REVISIONS DATE	REF.
12-28-26	A
1-17-27	B
1-20-27	C
NEW DRAWING	E

ROBERT-MORTON ORGAN CO.
VAN NUYS, CALIF.

PART NAME: CONSOLE LOWER FRONT FRAME ASSEMBLY

MODEL:

USED ON STYLE NOS.

PART	ASSM.	STYLE	SECTION	NUMBER
	A	39	02	12

DRAWN BY: [illegible] DATE: 2-1-26 SCALE: —

CHECKED BY: TORREY DATE: 1-19-27 MATERIAL: See Bill of Mat.

MILL FINISH GLUE
DRILL CASE

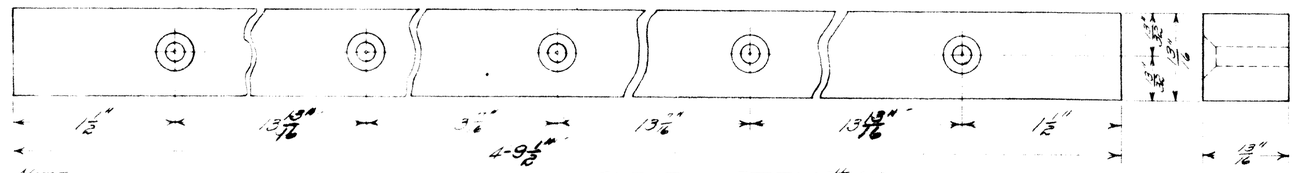

NOTE:
all holes drilled with a #10 drill C&K to fit #10 F.H.W.S.

CLEAT — ITEM #49



NOTE:-
all holes drilled with a #10 drill C&K to fit #10 F.H.W.S.

CLEAT — ITEM #50

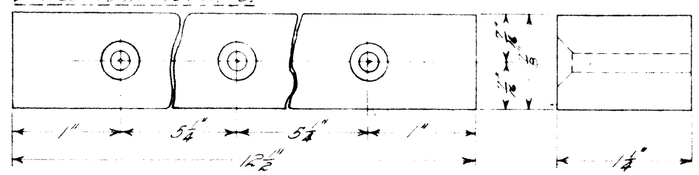

NOTE:
all holes drilled with a #10 drill C&K to fit #10 F.H.W.S.

CLEAT — ITEM #8

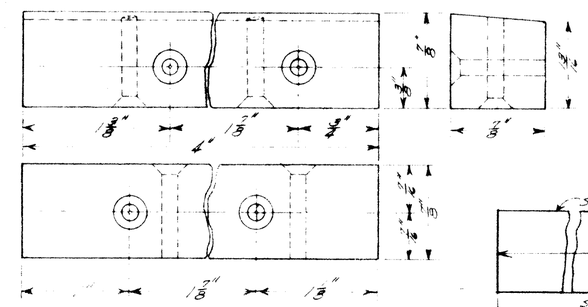

NOTE:-
all holes drilled with a #18 drill C&K to fit #8 F.H.W.S.

ANCHOR BLOCK
ITEM #19

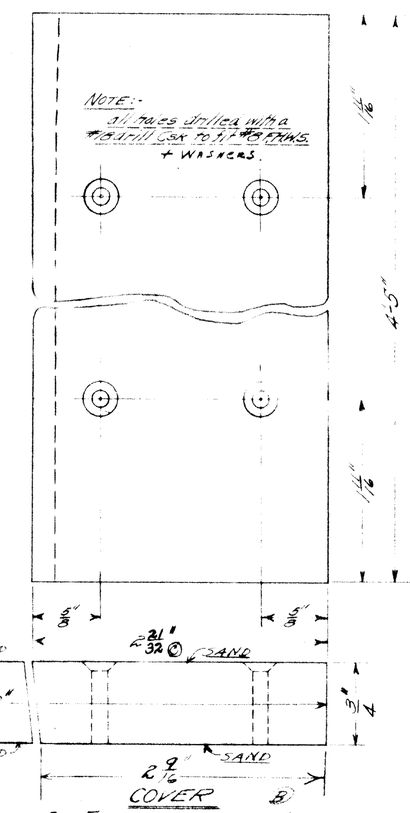

COVER
CUT FROM ITEM # 32 AFTER SANDING

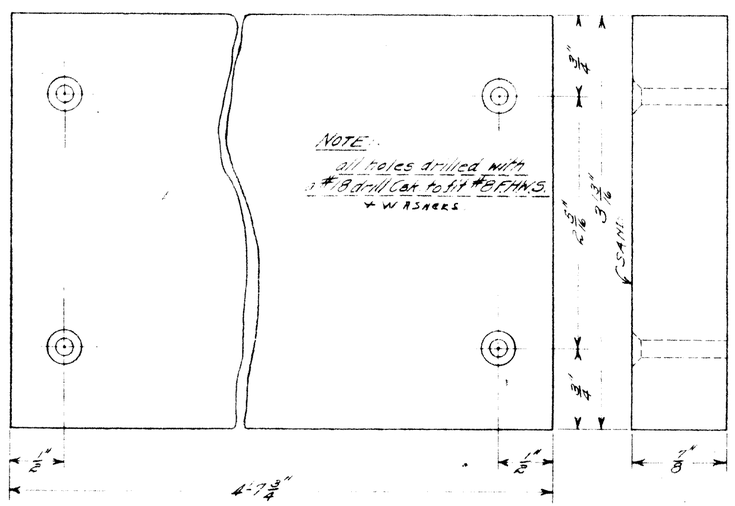

TOP HINGE STRIP
CUT FROM ITEM #65 "A"
AFTER SANDING

FINISH WITH CASE

DETAILS -8-

ITEMS #49-50-8-19-68-32

REVISIONS DATE	REF	
9-27-27	A	WAS ITEM #68
3-29-27	B	ITEM #52
10/1/27	C	3 3/4

ROBERT-MORTON ORGAN CO.
VAN NUYS, CALIF.

PART NAME: 2 MANUAL CONSOLE
MODEL
USED ON STYLE NOS.

PART	ASSM.	STYLE	SECTION	NUMBER
	A	39	02	12

DRAWN BY RFW	DATE 1-19-26	SCALE 6"=1'0"	
CHECKED PSC	DATE 4-3-27	MATERIAL B of M.	

NEW DRAWING E

MILL DRILL FINISH CASE

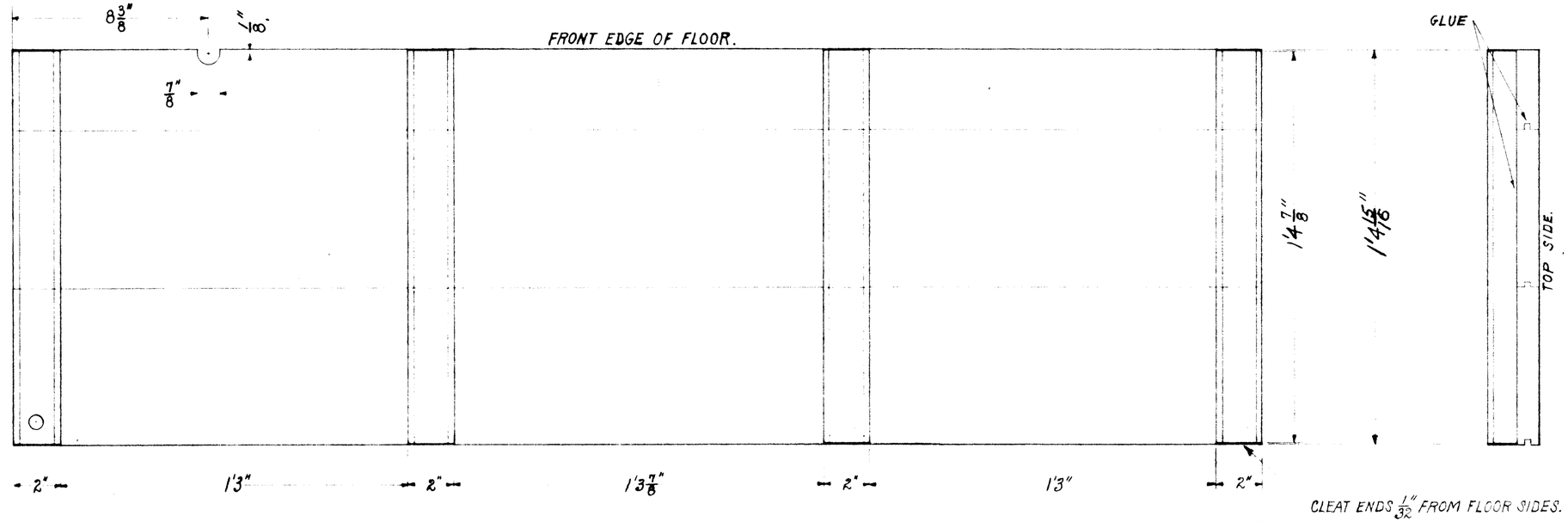

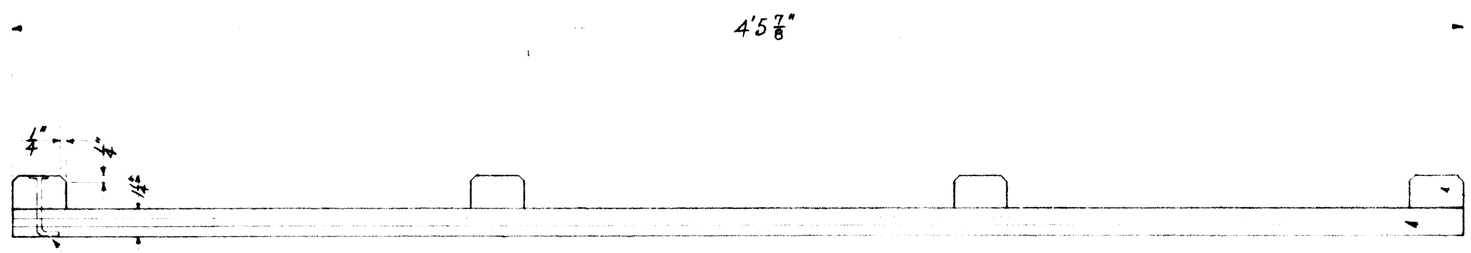

SHOWING POSITION OF NAILS IN CLEATS.

60-18

49-60-34

CLEATS TO BE NAILED & POINTS CLINCHED OVER.
NAILS TO BE 2 1/2" – 8 D, ABOUT 4" APART.
SPRAY – ONE SYN. SHELLAC ALL OVER.

MILL GLUE YARN.

REVISIONS DATE REF.	ROBERT MORTON ORGAN CO. VAN NUYS, CALIF.		
	PART NAME: 2 MAN. CONSOLE CASE FLOOR		MODEL
	PART NOS.		
	PART	ASSM. / STYLE / SECTION / NUMBER: A-39-02-12	
E DRAWING	DRAWN BY: IVC.	DATE: 7/29/27	SCALE: 3" = 1'0"
	CHECKED: JSE	DATE	MATERIAL: SPRUCE.

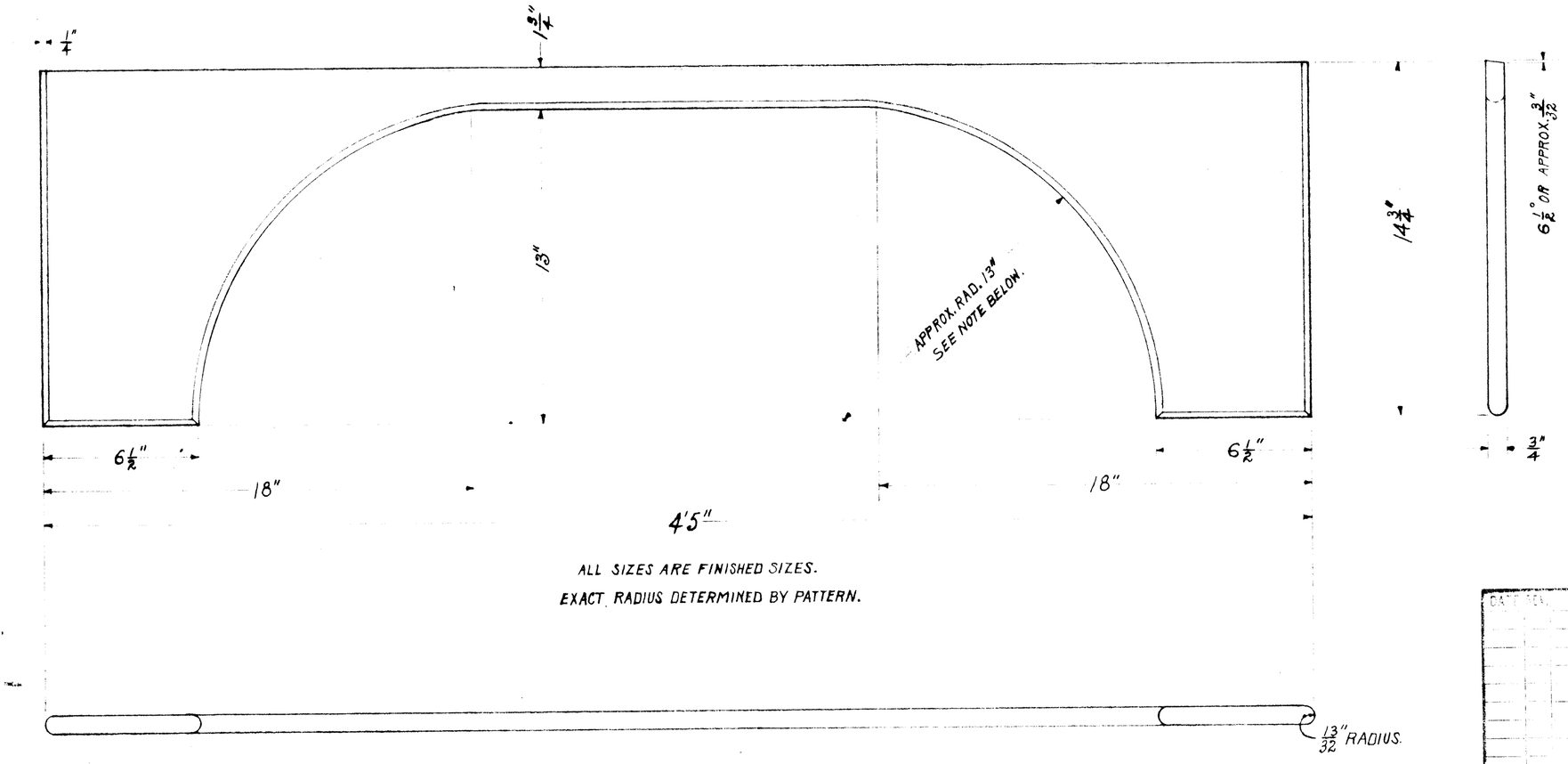

ALL SIZES ARE FINISHED SIZES.

EXACT RADIUS DETERMINED BY PATTERN.

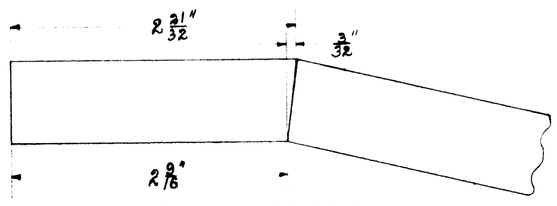

FULL SIZE VIEW – SHOWING EXACT BEVELS OF HINGE PC. + COVER, ALSO SEE UPPER END OF SIDE CHEEK – ITEM #3.

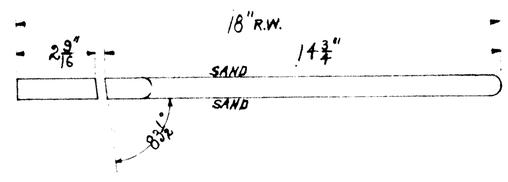

END VIEW OF HINGE PC. + COVER, SHOWING SAWCUT.

MILL CASE.

DIVISION	ROBERT MORTON ORGAN CO.		
2 MAN. CONSOLE CASE.			
ITEM #32 DETAILS #5.			
PART	A 39 – 02 – 12		
DRAWN BY I.V.C.	DATE 9/30/27	SCALE 3" = 1'0"	
CHECKED BY	DATE	MATERIAL MAHOG.	
E DRAWING			

32

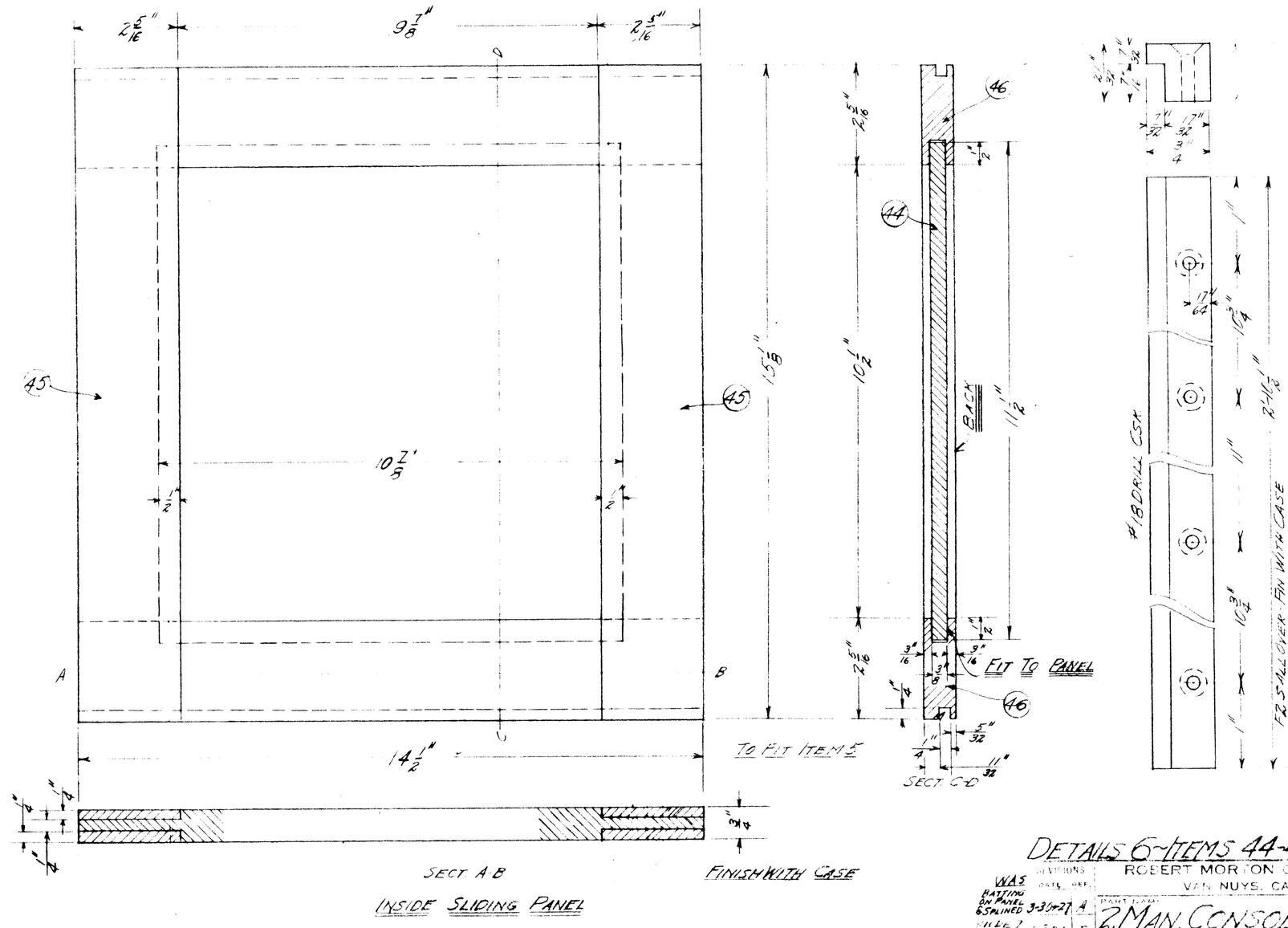
2 5/16"
9 7/8"
2 5/16"
45
45
15 5/8"
10 1/2"
10 7/8"
1/2
1/2
A
B
14 1/2"
SECT A-B
INSIDE SLIDING PANEL
3/4"
FINISH WITH CASE
TO FIT ITEM 5
46
44
BACK
11 1/2"
2 5/16"
1/2"
1/4"
3/16"
3/8"
9/16"
FIT TO PANEL
46
5/32"
1/4"
11/32"
SECT C-D
#18 DRILL CSK
11"
17/64"
10 3/4"
24 1/8"
FIT SMALL OVER FIN WITH CASE
ITEM 5
DETAILS 6~ITEMS 44-45-46-5
WAS
PATTING ON PANEL 6 SPLINED 3-30-27
REVISIONS
DATE
REF.
ROBERT MORTON ORGAN CO.
VAN NUYS, CALIF.
PART NAME
2 MAN. CONSOLE CASE
MODEL
USED ON
PART
ASSM.
STYLE
SECTION
NUMBER
A 39 02 12
DRAWN BY
LAN
DATE
3-30-27
SCALE
Half Size
DRAWING
DATE
MATERIAL
See B of M
WILL GLUE CASE TIM

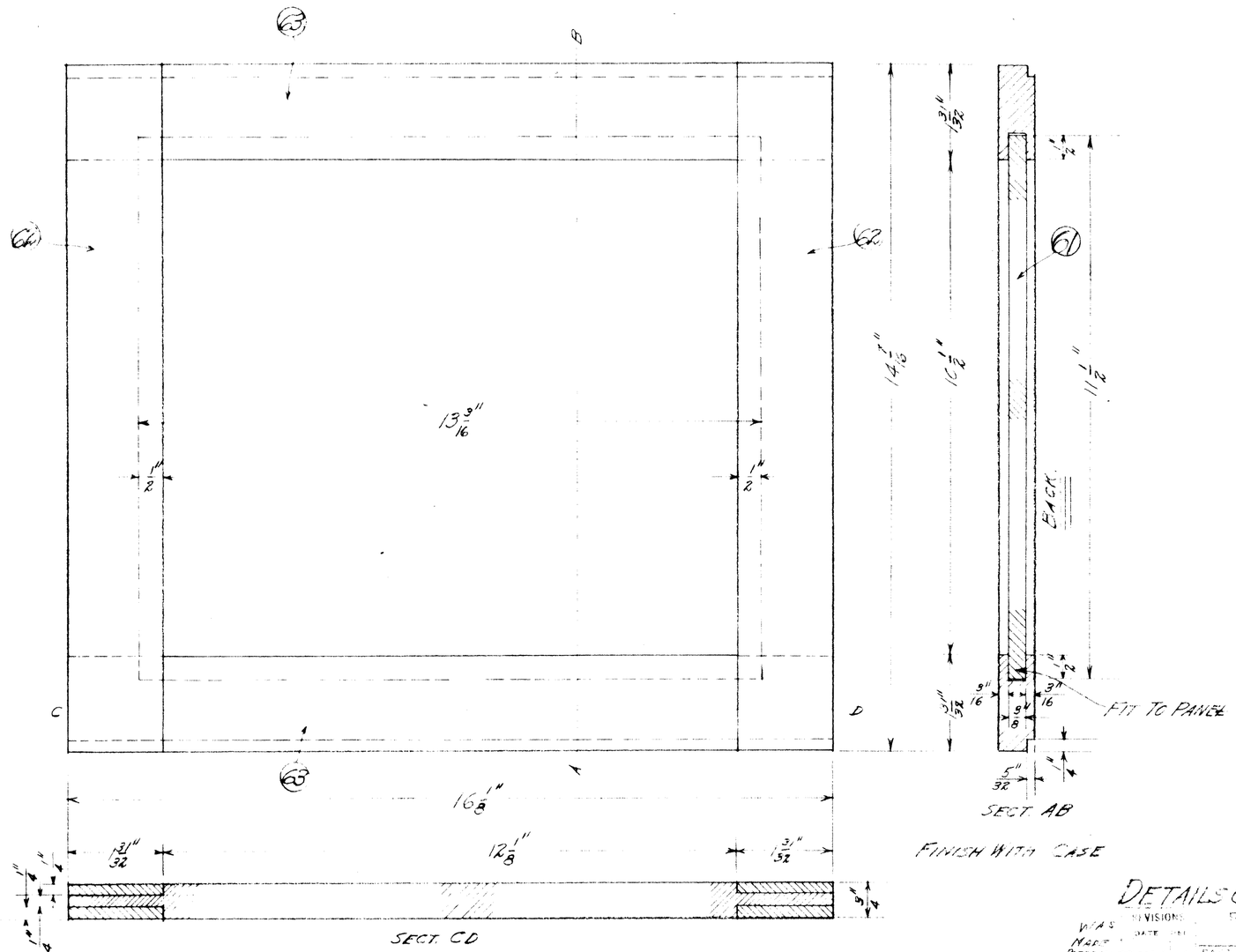

DETAILS 8 ~ ITEMS 61-62-63

WAS MADE DIFFERENT	DIVISIONS / DATE	ROBERT MORTON ORGAN CO. VAN NUYS, CALIF.
A		2 MAN CONSOLE CASE — MODEL
		PART A-39-02-12 — NUMBER
DRAWING	DRAWN BY LAN / CHECKED BY PSE	5-30-27 / DATE 4-3-27 — SCALE Half Size / MATERIAL See B of M

MILL FIN
GLUE
CASE

Scale ~ 1/2" = 1"

ITEM #57 & 58



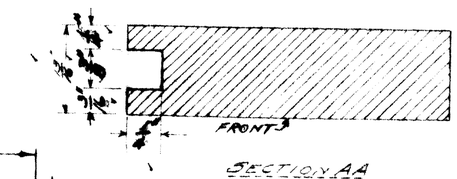

SECTION AA
Scale Full Size

ITEM #59



ITEM #60

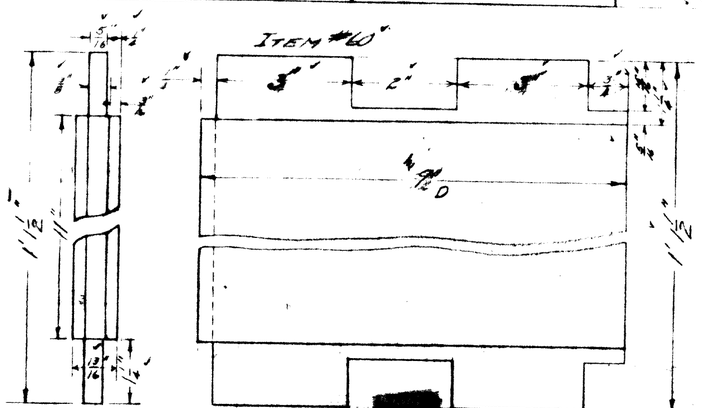



Scale 1 1/2" = 1'

NOTE
all holes are #18
drilled cak. refit #9
FRAMS. from this side
F.W. & SONS

NOTE
on end frame the drill spacing
to be reversed, edge Y to be X

MILL
CASE
FINISH
GLUE
DRILL

DETAILS-9- ITEMS #57-58-59-60

ASSEMBLY & DETAILS

REVISIONS DATE	REF.	ROBERT MORTON ORGAN CO. VAN NUYS, CALIF.			
1/23/26	A	PART NAME: CONSOLE END FRAME			MODEL
1/29/26	B	USED ON STYLE NOS.			
1/30/26	C				
2/3/26	D	PART	ASSM	STYLE	SECTION	NUMBER
2-21-27	E		A	39	02	12
NEW DRAWING E		DRAWN BY	DATE 2-3-26	SCALE —	
		CHECKED BY FORREY	DATE 1-17-27	MATERIAL	

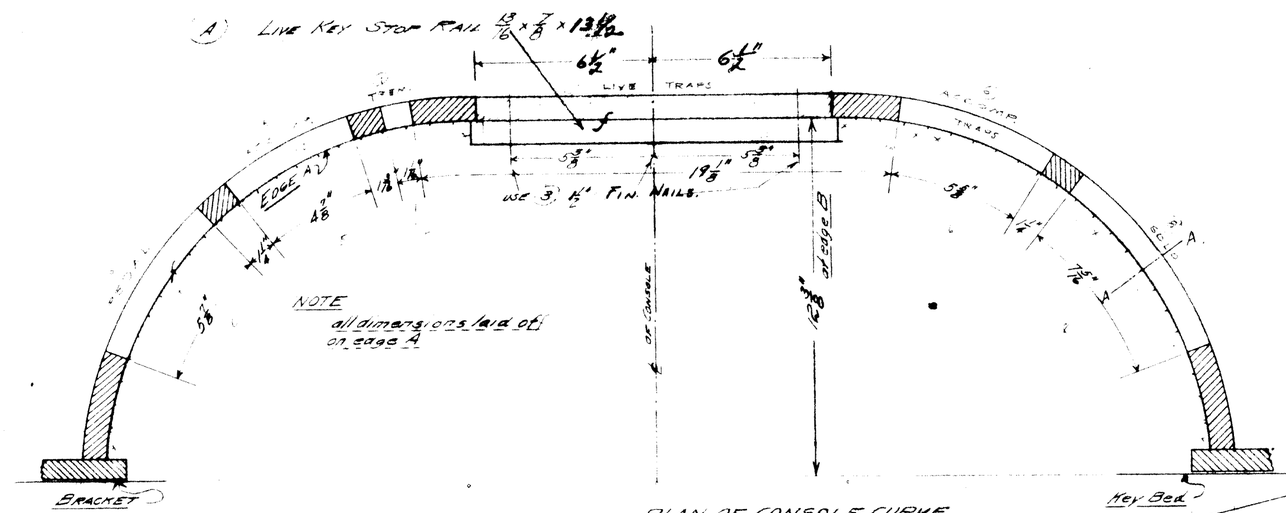

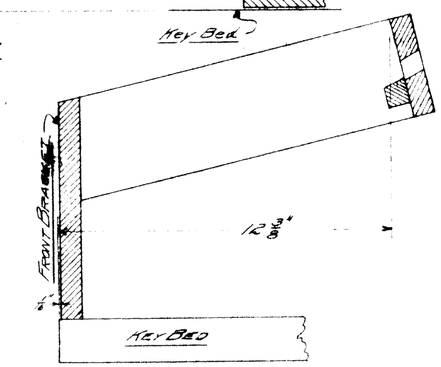

SECTIONAL ELEV. OF CONSOLE CURVE
Scale 3"=1'0"

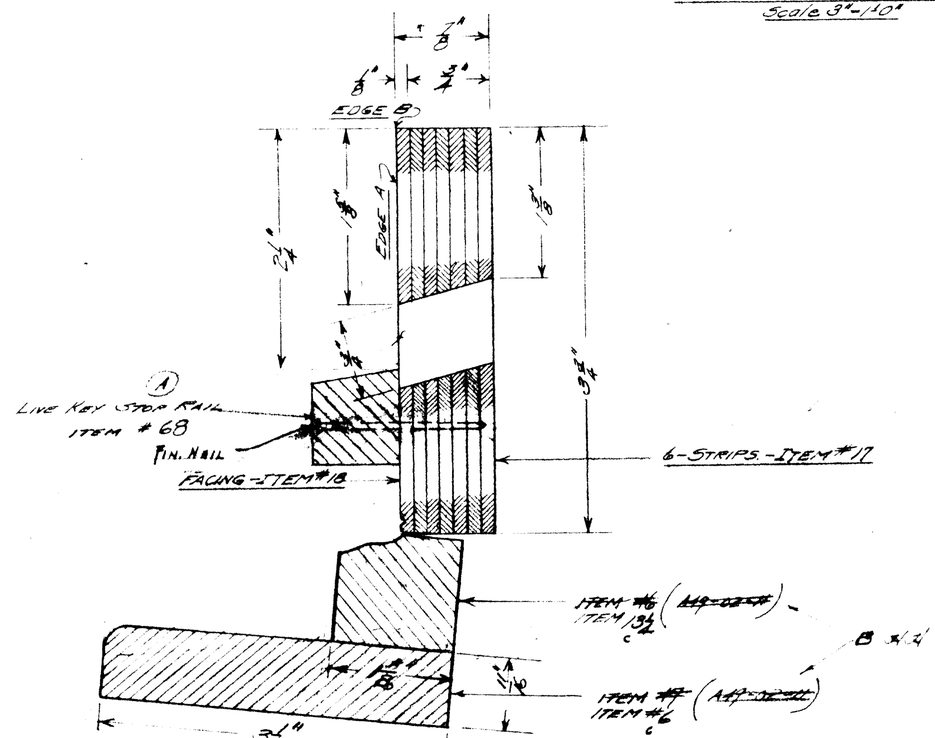

NOTE:-
FINISH WITH CASE
1-stain-1filler-1shellac (sandpaper shellac and varnish between each coat)
Rub to a dull finish (Fin edges to be finished)

DETAILS -10-

ITEMS # 17-18-6-13 1/2

REVISION DATE	REF.	ROBERT MORTON ORGAN CO. VAN NUYS, CALIF.	
6-3-27	A	PART NAME: 2 MANUAL CONSOLE CASE	MODEL
7-15-27	B	USED ON STYLE 1205	
9/20/27	C	ASSM. / STYLE / SECTION / NUMBER	
		PART A - 39 - 02 - 12	
NEW DRAWING		DRAWN BY R.F.W. / DATE 1-20-26	SCALE
		CHECKED BY / DATE	MATERIAL See B.O.M.

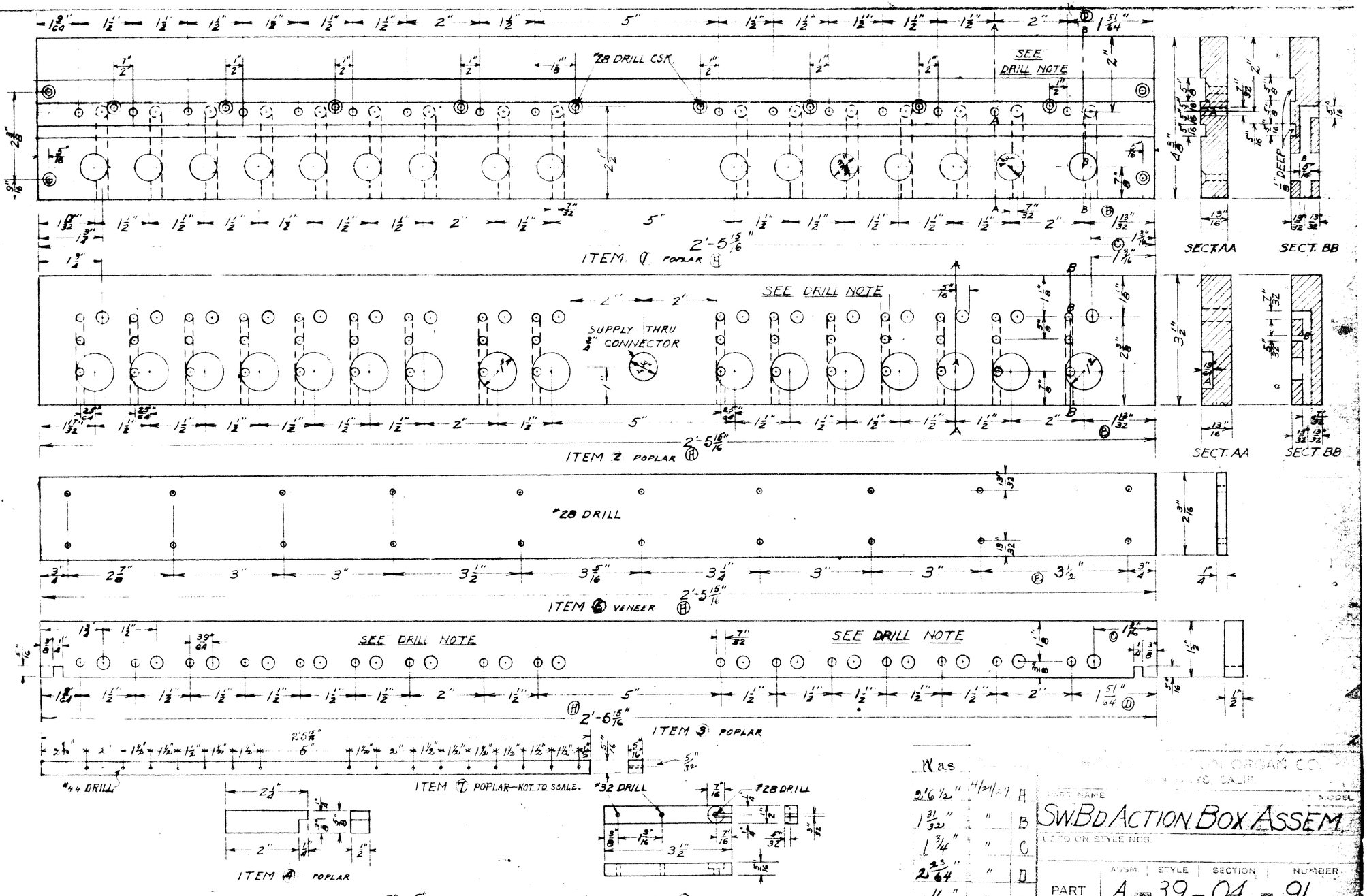

DRILL NOTE: DO NOT DRILL 7/32" + 5/16" HOLES IN ITEMS 1, 2, + 3 UNTIL AFTER FENCE HAS BEEN GLUED ON AND TOP BOARD SCREWED ON, AND BEFORE DIPPING.

Was			
3'6 1/2"	4/21/27	A	
1 31/32"	"	B	
1 3/4"	"	C	
2 23/64"	"	D	
4 11/16"	"	E	

NEW DRAWING E

PART NAME: SW BD. ACTION BOX ASSEM.

MODEL

USED ON STYLE NOS.

PART	ASSM	STYLE	SECTION	NUMBER
	A	39	04	91

DRAWN BY: LAN

DATE: 10-5-26

SCALE: HALF SIZE

CHECKED BY: PSC

DATE: 4-22-27

MATERIAL

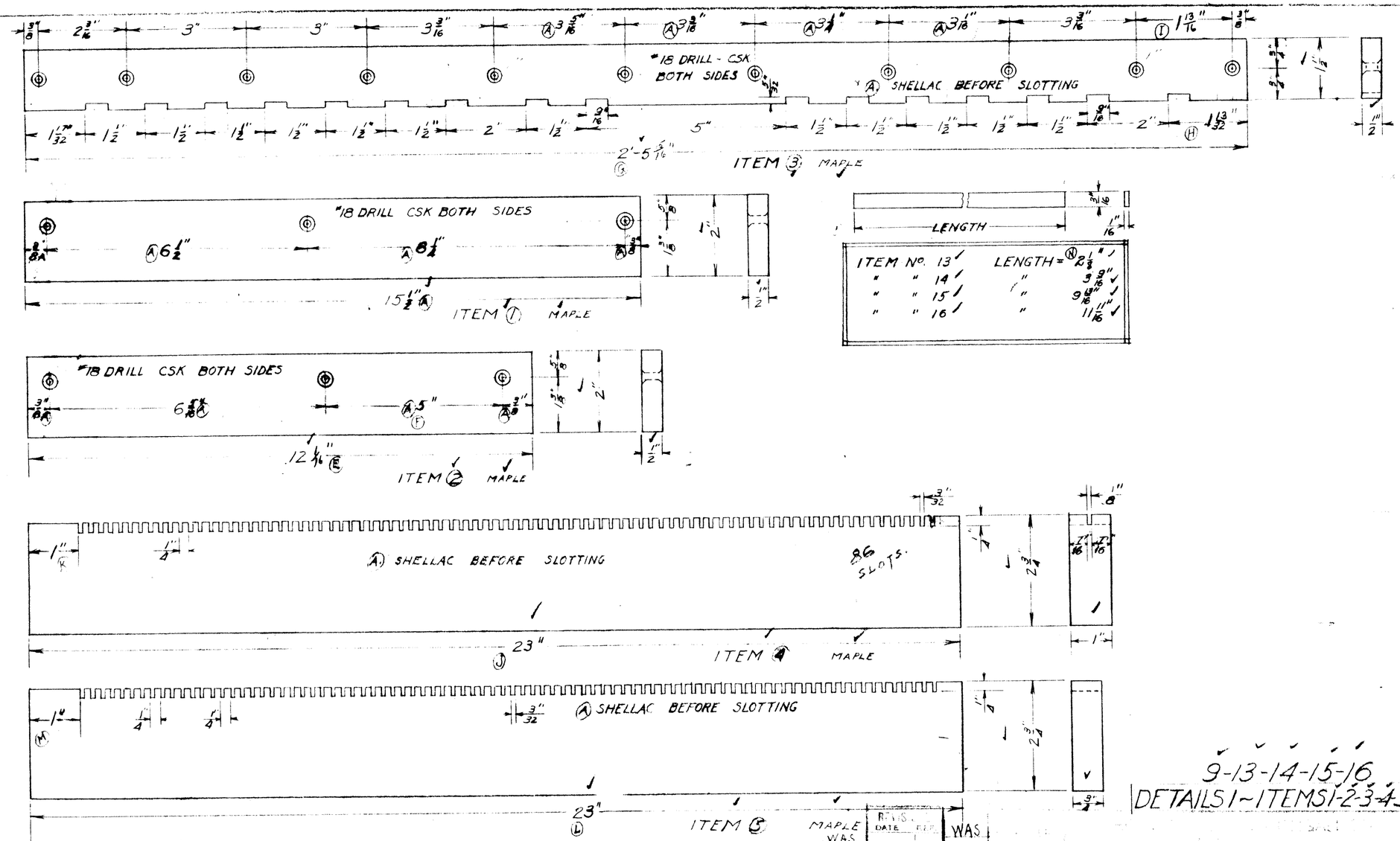

A NOTE: SHELLAC BEFORE SLOTTING ~ ITEMS 3-4-5

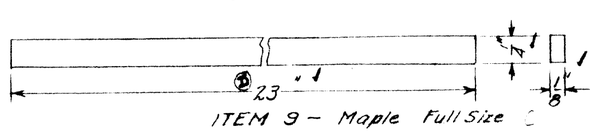

ITEM 9 – Maple Full Size

	REVISIONS DATE	REF.	WAS		
MAPLE WAS 2'6 1/2"	4/20/27	G		11-23-26	A
1 31/32"	4/20/27	H		12-12-26	B
2 3/8"	4/20/27	I		-/-/26	C
23 1/4"	4/20/27	J	23 1/4"	4-20-27	D
1 1/4"	4/20/27	K	12 5/8"	4-20-27	E
23 1/4"	4/20/27	L	5 9/16"	4-20-27	F
	NEW DRAWING			NEW DRAWING	
1 1/4"	4/20/27	M			
2 11/16"	4/20/27	N			

9-13-14-15-16
DETAILS 1~ITEMS 1-2-3-4-5

FOR USE ON STYLE NOS.

SWITCH BD PANEL ASSEM

PART	AGM	STYLE	SECTION	NUMBER
	A	39	04	93

DRAWN BY	DATE	SCALE
LAN	11-8-26	HALF SIZE
CHECKED BY	DATE	MATERIAL
PSC	4-22-27	SEE BOM

MILL

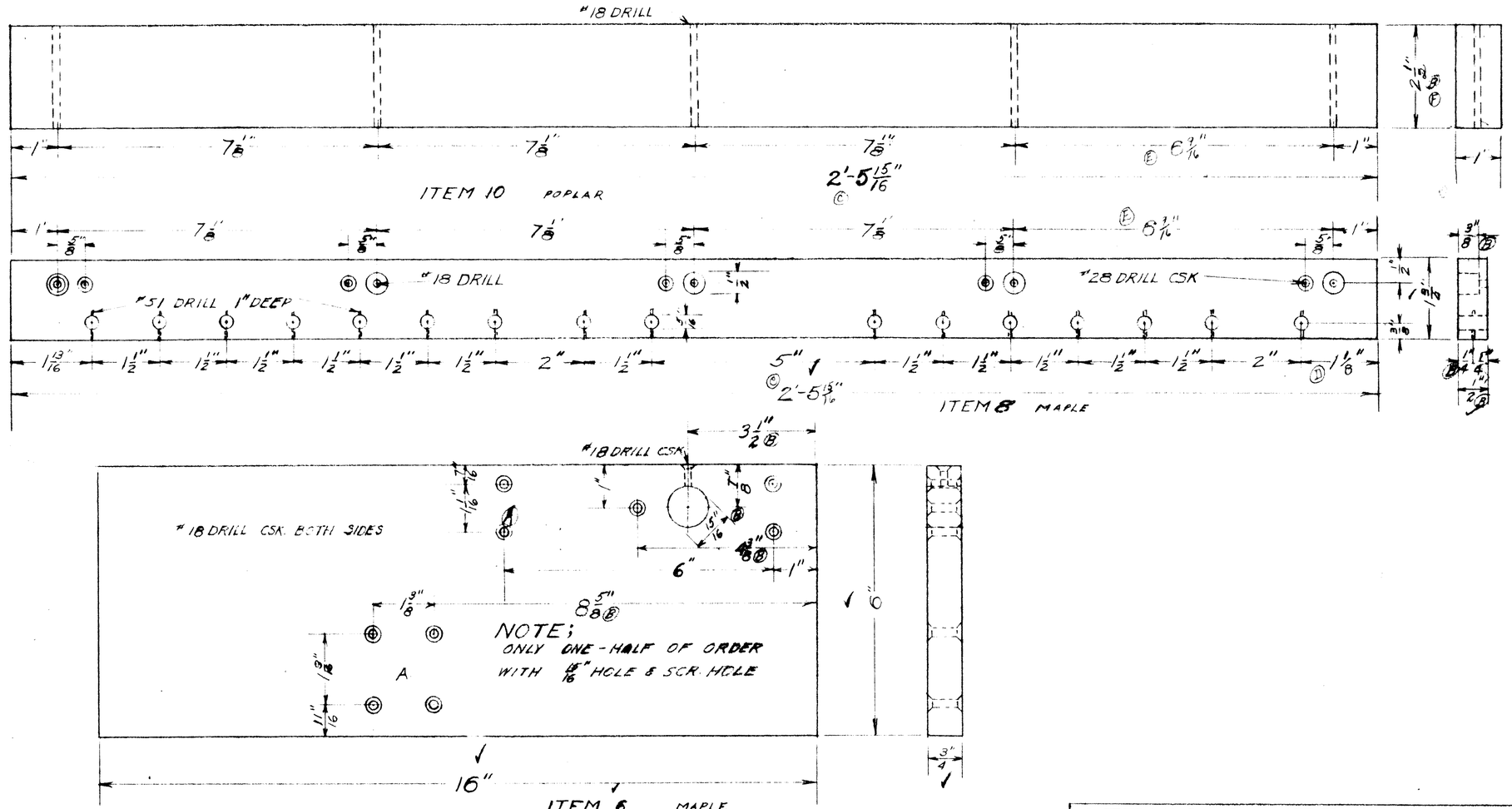

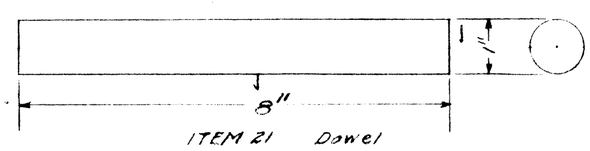

DETAILS 2 ~ ITEMS 6-10-8-21

WAS		
	12-10-26	A
	2-7-27	B
2'6 1/2"	4/20/27	C
1 11/16"	4/20/27	D
7 1/8"	4/20/27	E
2 1/4"	4/20/27	F
		E

SWITCH BD. PANEL ASSEM.

A-39-04-93

LAN.	11-8-26	HALF SIZE
PSC	4-27-27	SEE BOE M.

DRILL
MILL

125



ITEM 17

HOLES FOR PINS #55 DRILL, 1/2" APART
#18 DRILL CSK. BOTH SIDES FOR #8 SCREWS
1/2" VENEER 2'-0 1/2" x 2'-6 1/2"

DETAILS 3 ~ ITEM 17

WAS		
2'6 1/2"	4/20/27	A
2 3/8"	4/20/27	B
1 3/4"	4/20/27	C
2'0 1/4"	4/20/27	D
2"	4/20/27	E

PART NAME: SWITCH BD. PANEL ASSEM.

PART: A-39-04-93

DRAWN: LAN 11-8-26 3" = 1'

CHECKED BY: TJSC DATE: 4-27-27 MATERIAL: 1/2" VENEER

MILL & DRILL

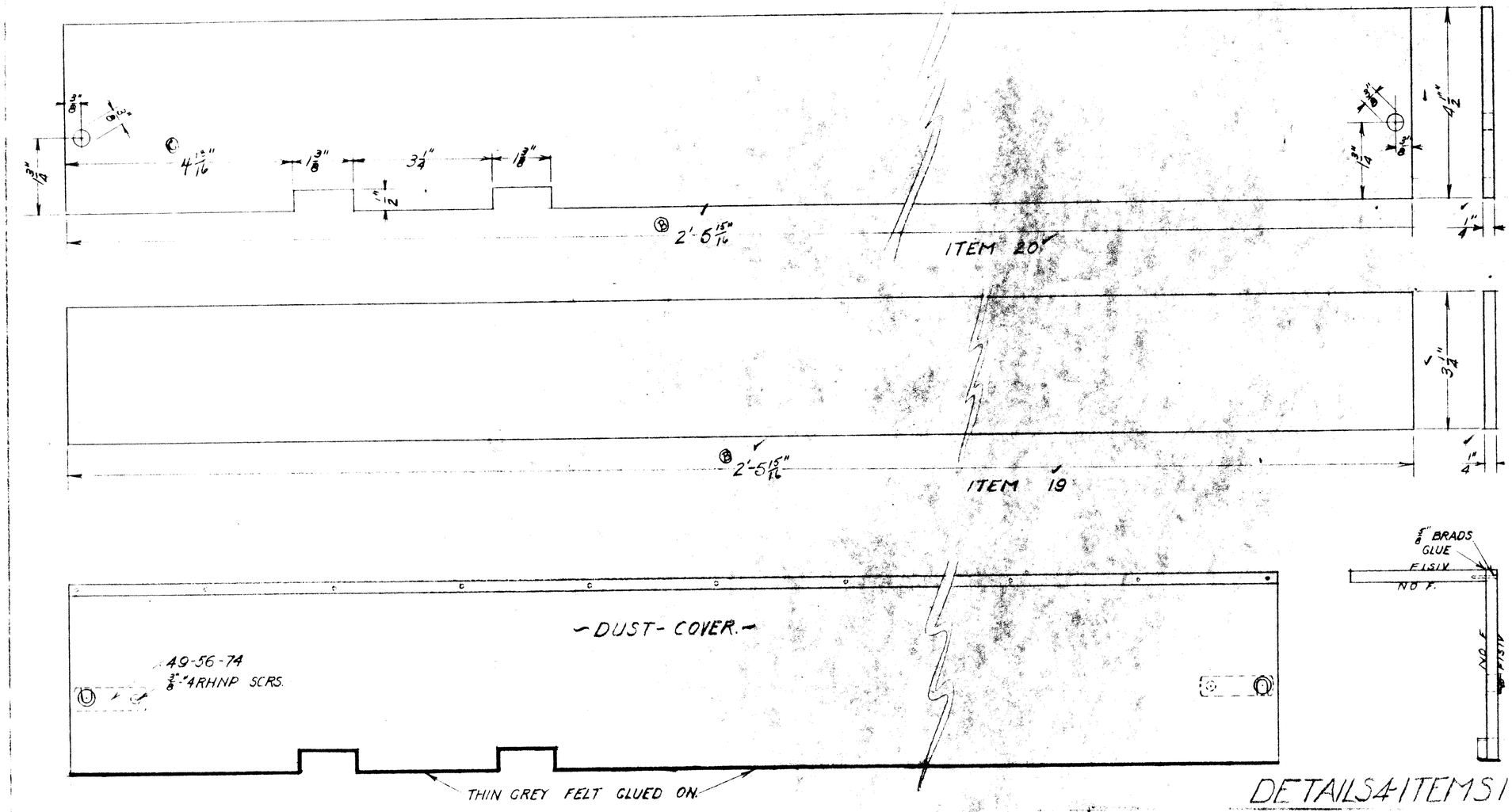

A NOTE: SHELLAC BEFORE CUTTING.

DETAILS & ITEMS 19 & 20

WAS	REVISIONS DATE	REV.	
	12-10-26	A	
2'6 1/2"	1/7/20/27	B	
5 3/8"	1/7/20/27	C	

ROBERT MORTON ORGAN
VAN NUYS, CALIF.

PART NAME: SWITCHBOARD PANEL ASSEM.

USED ON STYLE NOS

PART	ASSM.	STYLE	SECTION	NUMB
	A	39	04	93

NEW DRAWING	DRAWN BY	DATE	SCALE
E	LAN	12-7-26	Half Size
	CHECKED BY	DATE	MATERIAL
	PSC	1-27-27	Veneer

MILL FIN

58

127

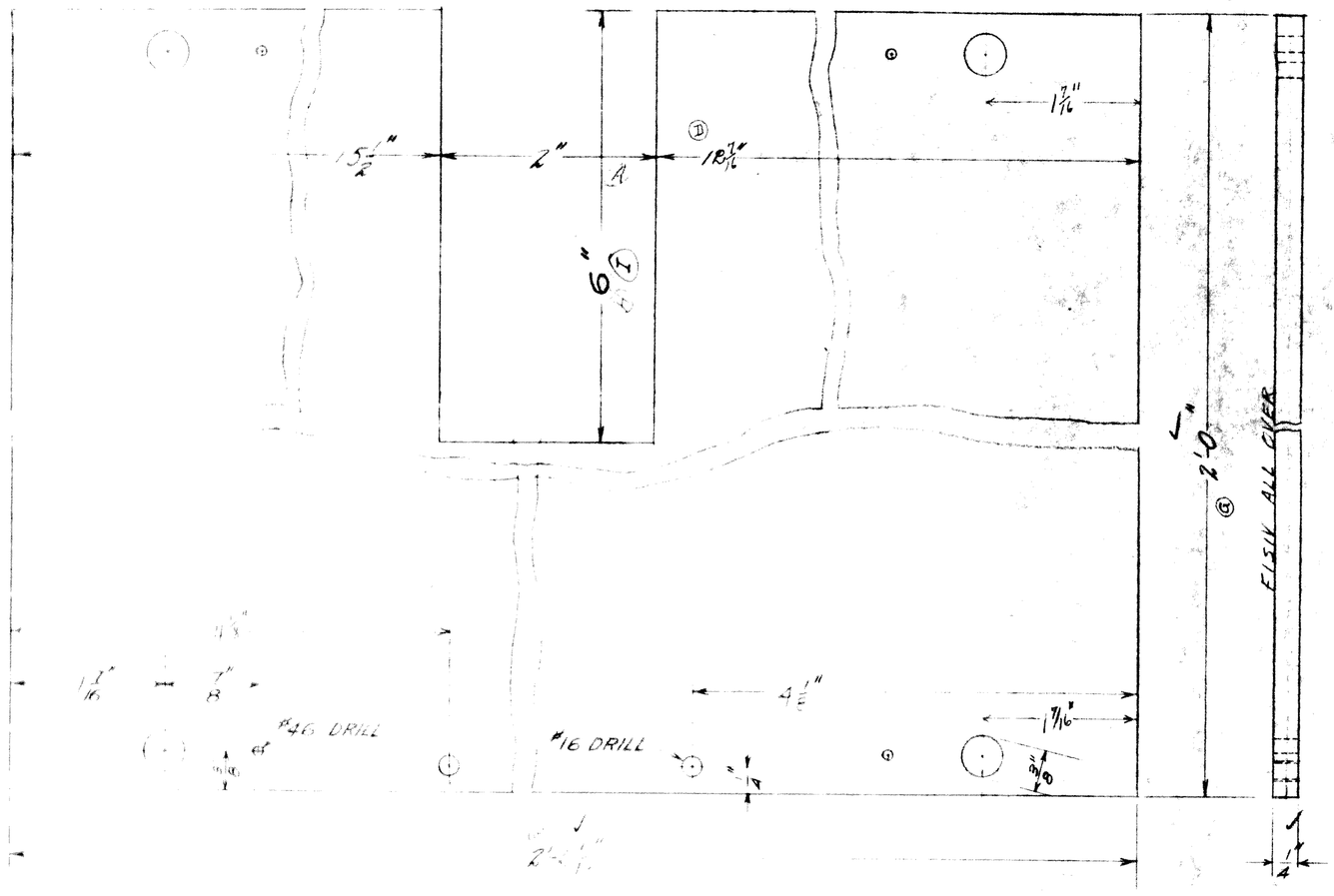



NOTE CUT ONE SPREADER OF EACH OF THE FOLLOWING LENGTHS FROM THIS LONG ONE: 22 1/16", 19 1/16", 13 1/16", 8 5/16"
DIMENSIONS ARE TO CENTER OF SAW-CUTS

ITEM (11) Maple

LENGTH	No. OF HOLES	DIST. A	ITEM NO.
22 1/16"	85	2"	11
19 1/4"	69	1 7/8"	11 1/4
13"	49	12"	11 1/2
8 1/2"	30	7 1/2"	11 3/4



ITEM 22 Spruce

DETAILS 8 - 11 ITEMS 18 - 22

SWITCHBOARD ASSEM.

A-39-04-93

3-10-27 A
3-17-27 B
4-20-27 C
4-20-27 D
4-20-27 H
7-30-27 I

ZAN 2-3-27 Full size

MILL
DRILL
FIN

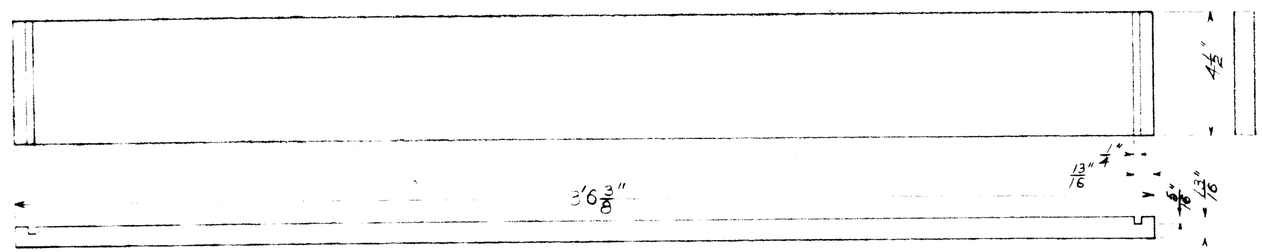

ITEMS #1. PINE.

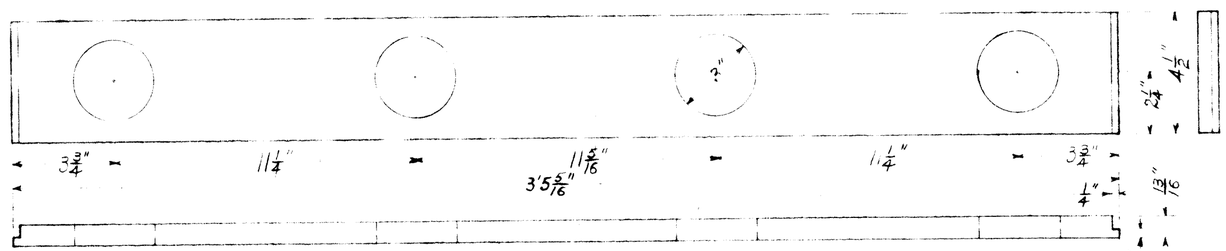

ITEM # 2. PINE.

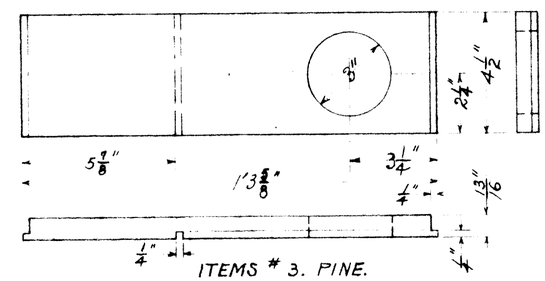

ITEMS # 3. PINE.

NOTE – 3" HOLE IN ONLY ONE OF TWO ENDS.

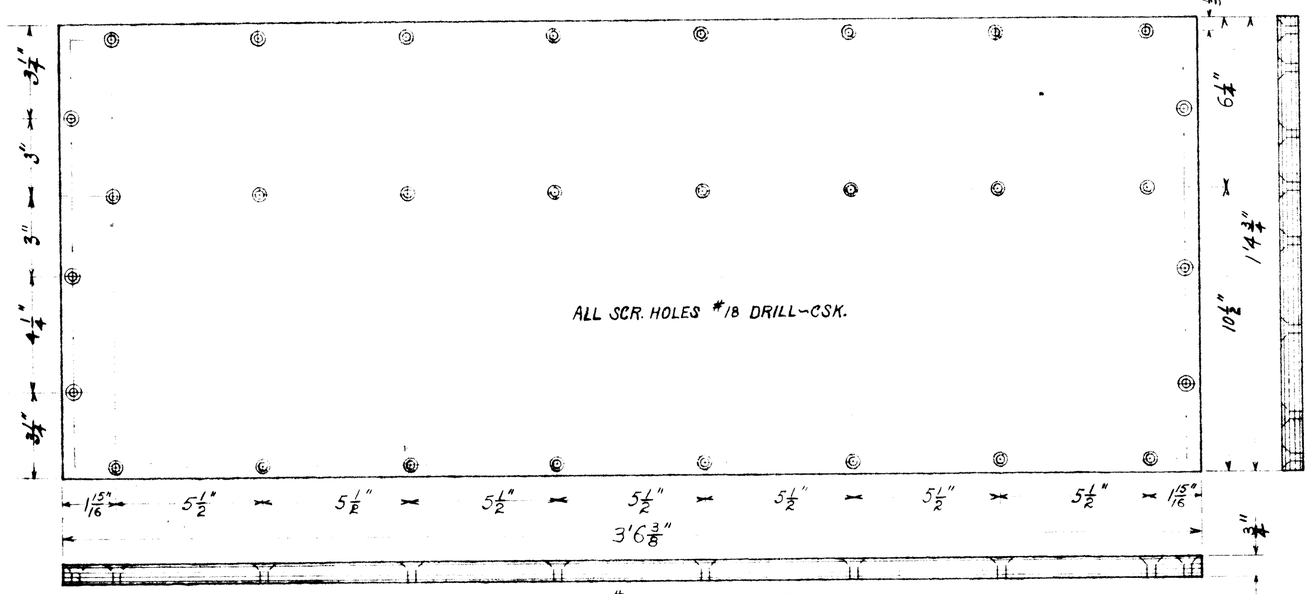

ITEM # 4. 5 PLY VENEER.

MILL
DRILL
FOTO.P.

REVISIONS			ROBERT MORTON ORGAN CO. SHEET #1. VAN NUYS, CALIF.
DATE	REF.		PART NAME: 61 NOTE DIAPASON CHEST DETAILS — ITEMS #1-2-3-4. MODEL
			PART A-39-15-71 (AT W. / STYLE / SECTION / NUMBER)
E DRAWING			DRAWN BY I.V.C. DATE 10-13-27 SCALE 3" = 1'0"
			CHECKED BY DATE MATERIAL AS LISTED.

129

DATE	REV.	WAS

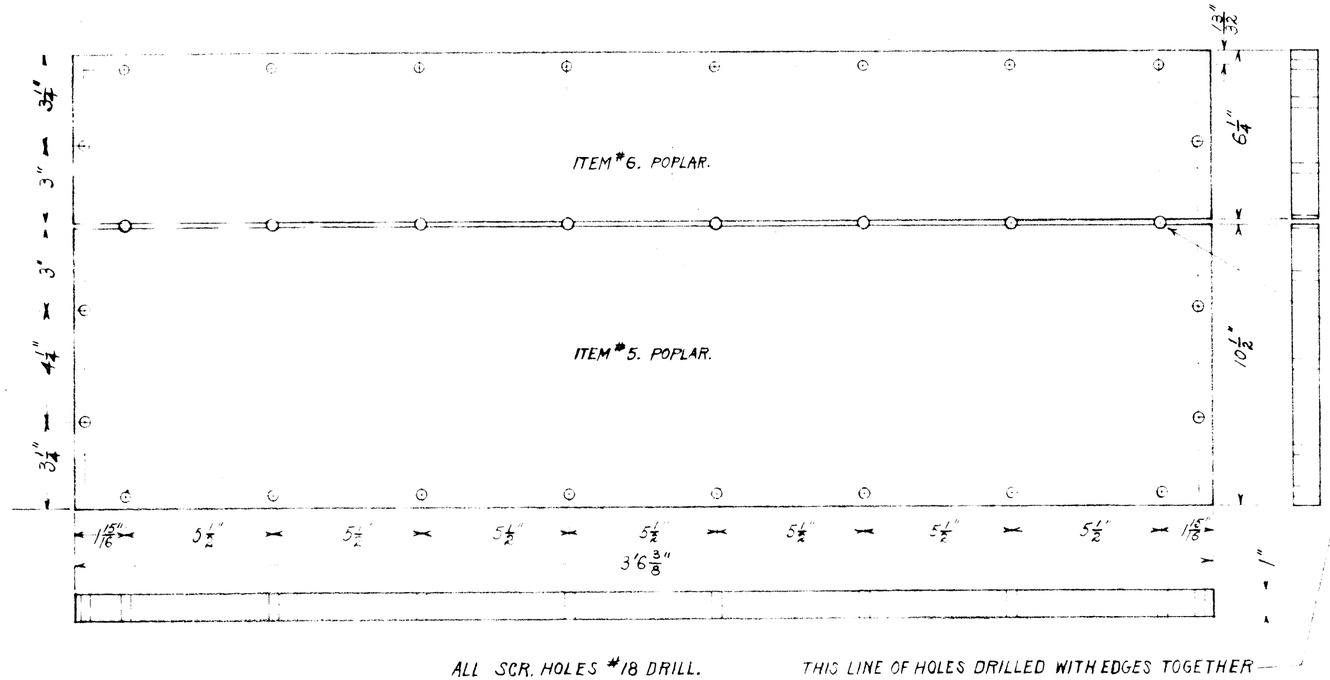

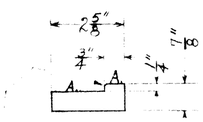

ITEMS #7 + 8. POP. END VIEW.
SEE TEMPLET FOR DRILLING.
NO FINISH ON SURFACE A.

CORNERS BEVELLED

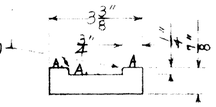

ITEMS #9 + 10. POP. END VIEW.
SEE TEMPLET FOR DRILLING.
NO FINISH ON SURFACE A.

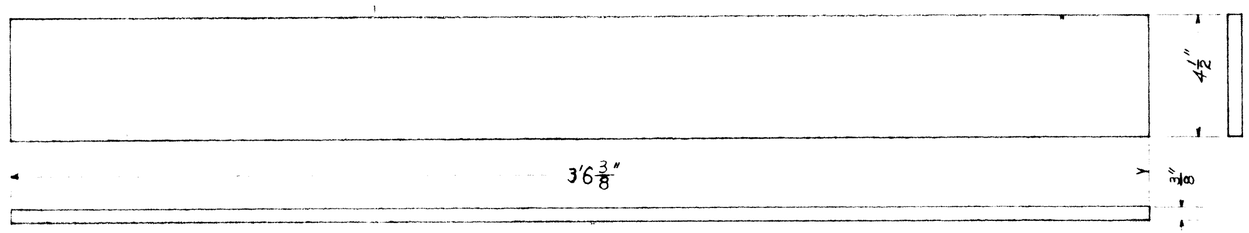

ITEMS #11. POPLAR. FIN. ALL OVER.

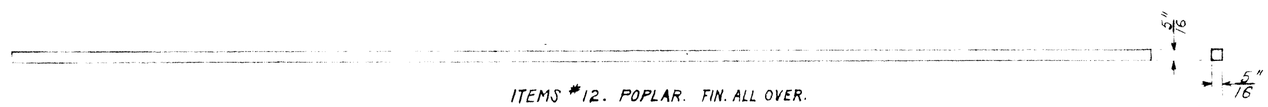

ITEMS #12. POPLAR. FIN. ALL OVER.

REVISIONS	ROBERT MORTON ORGAN CO.
DATE REF.	SHEET #2. VAN NUYS, CAL. MODEL
	61 NOTE DIAPASON CHEST DETAILS.
	ITEMS #5-6-7-8-9-10-11-12.
	STYLE / SECTION / NUMBER
	A 39 15 71
E DRAWING	DRAWN BY I.V.C. / DATE 10/14/17. / SCALE 3" = 1'0"
	CHECKED BY / DATE / MATERIAL AS LISTED.

128

130



ALL GROOVES & BOTTOM GLUED.
1½" #8 F.H. SCREWS IN BOTTOM.

GLUE MILL

ROBERT C. JORDAN CO.
VA.

61 NOTE DIAPASON CHEST.

PART A-39-15-71

DRAWN I.V.C. 10-22-27 SCALE 3" = 1'0"

E DRAWING CHECKED DATE MATERIAL SEE B. OF M.

130

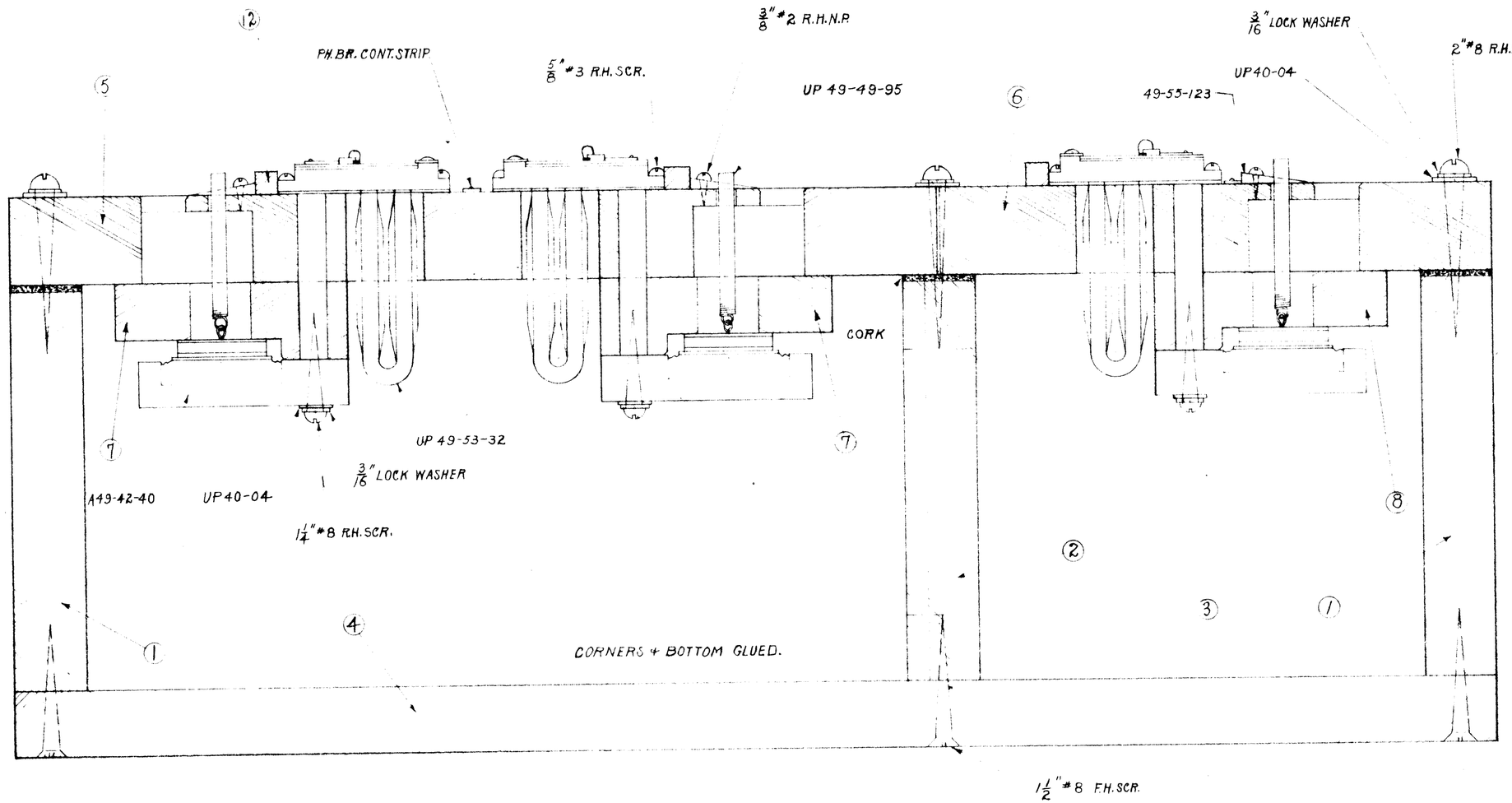

ROBERT MORTON ORGAN CO
VAN NUYS, CALIF.

61 NOTE DIAPASON CHEST ASSEM.

PART A-39-15-71

DRAWN BY I.V.C. DATE 10/18/72 SCALE FULL SIZE.

E DRAWING MATERIAL SEE B. OF M.

CHEST DRILL

131

TYPE "R" CHEST PLAN SHOWING LOCATION OF SPREADERS, BATTERY STRIPS, TERM. PINS + MAGNET WIRES.

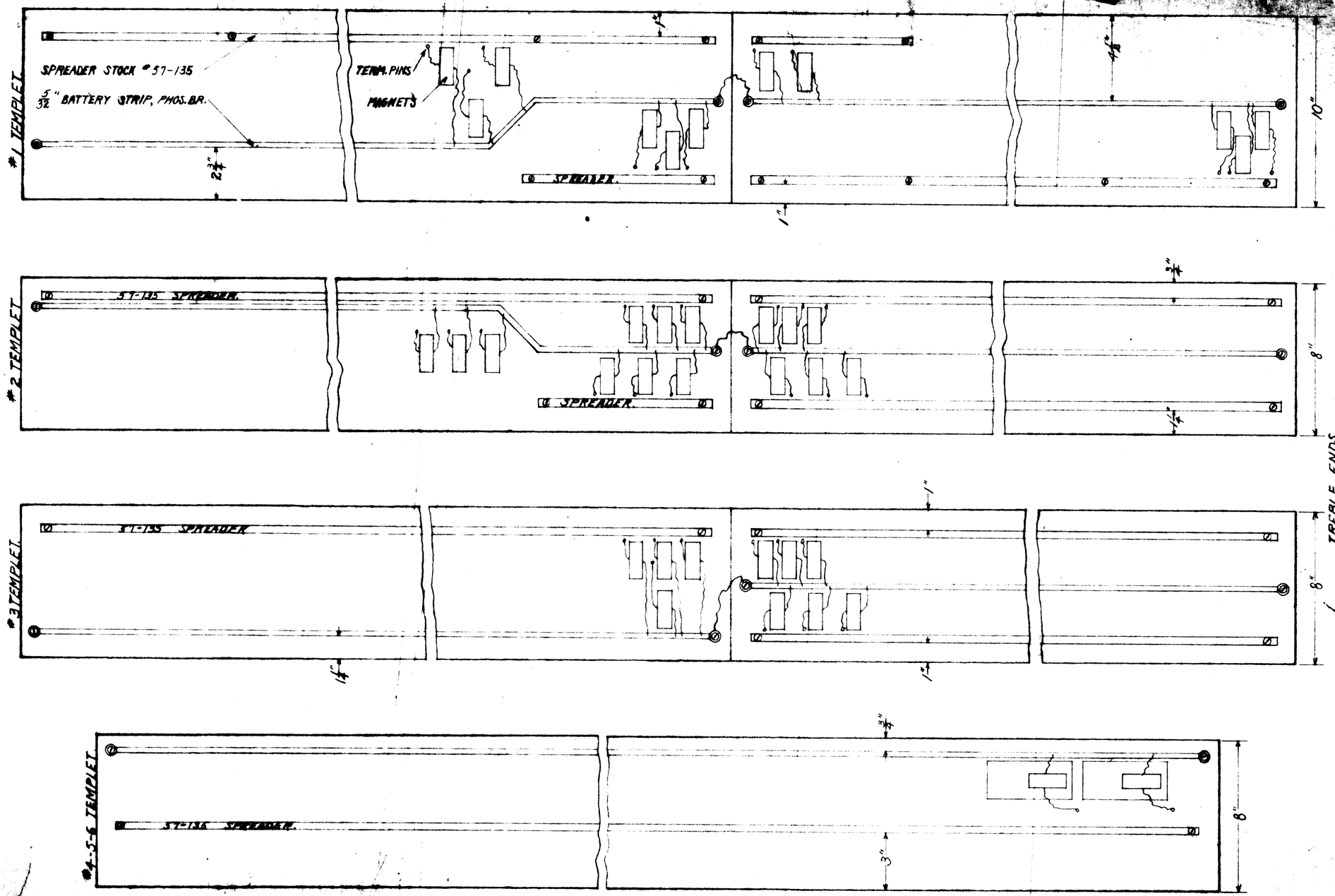

9/29/06 J.V.C.

A 15-

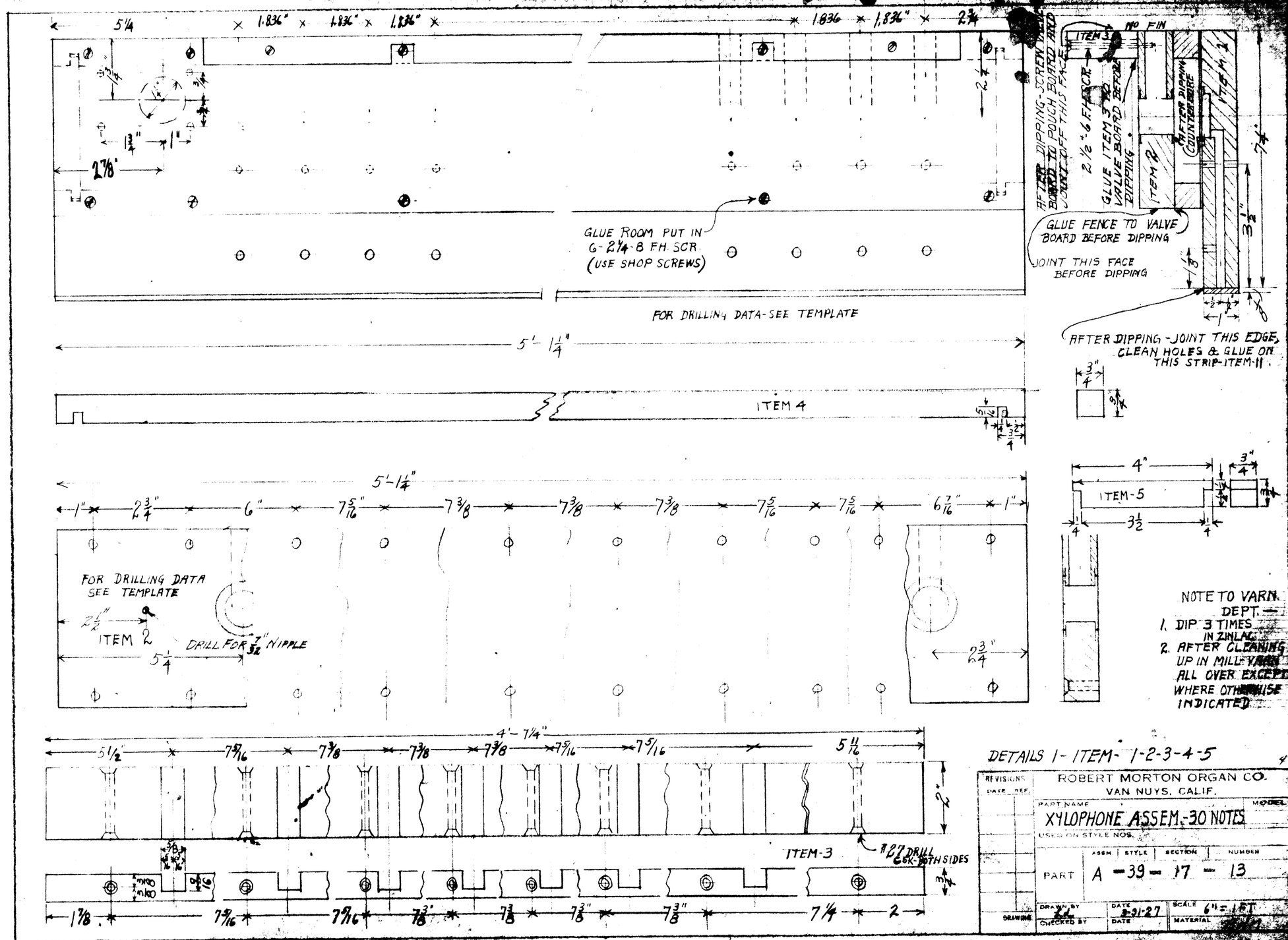
GLUE ROOM PUT IN
6-2¼-8 FH SCR
(USE SHOP SCREWS)
FOR DRILLING DATA-SEE TEMPLATE
5'-1¼"
ITEM 4
AFTER DIPPING-SCREW VALVE BOARD TO POUCH BOARD AND JOINT OFF THIS FACE
GLUE ITEM 3 TO VALVE BOARD BEFORE DIPPING
2½"-6 FH SCR.
ITEM 3
NO FIN
ITEM 8
AFTER DIPPING COUNTERBORE
GLUE FENCE TO VALVE BOARD BEFORE DIPPING
JOINT THIS FACE BEFORE DIPPING
AFTER DIPPING-JOINT THIS EDGE, CLEAN HOLES & GLUE ON THIS STRIP-ITEM-11.
ITEM-5
FOR DRILLING DATA SEE TEMPLATE
ITEM 2
DRILL FOR 7/32" NIPPLE
NOTE TO VARN. DEPT.—
1. DIP 3 TIMES IN ZINLAC
2. AFTER CLEANING UP IN MILL VARN ALL OVER EXCEPT WHERE OTHERWISE INDICATED
4'-7¼"
ITEM-3
#27 DRILL 6SK-BOTH SIDES
DETAILS 1- ITEM- 1-2-3-4-5
REVISIONS
DATE REF.
ROBERT MORTON ORGAN CO.
VAN NUYS, CALIF.
PART NAME
MODEL
XYLOPHONE ASSEM.-30 NOTES
USED ON STYLE NOS.
ASSM STYLE SECTION NUMBER
PART A -39- 17 - 13
DRAWN BY
DATE 8-31-27
SCALE 6"=1 FT.
DRAWING
CHECKED BY
DATE
MATERIAL

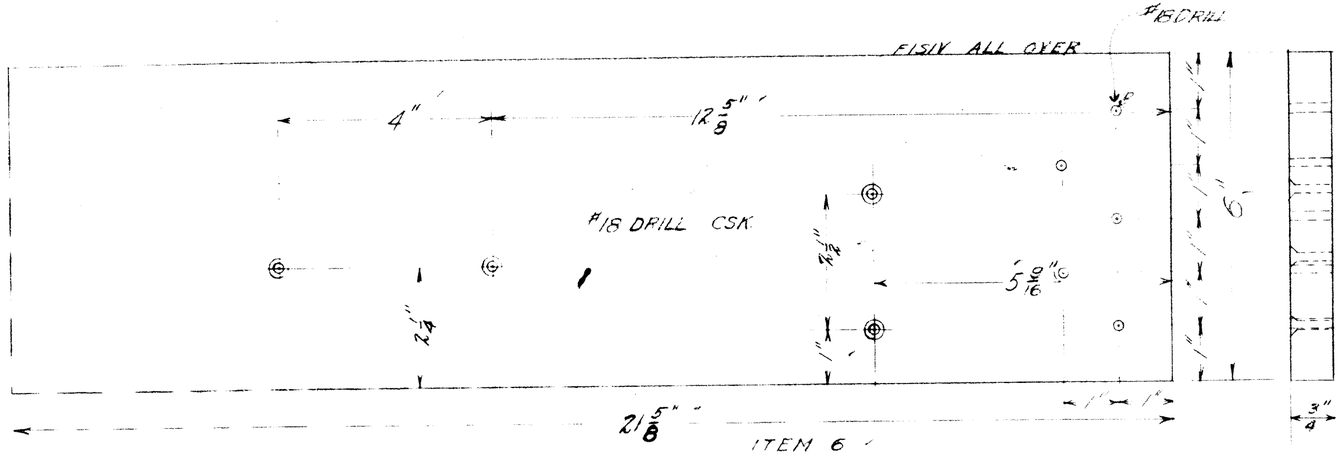

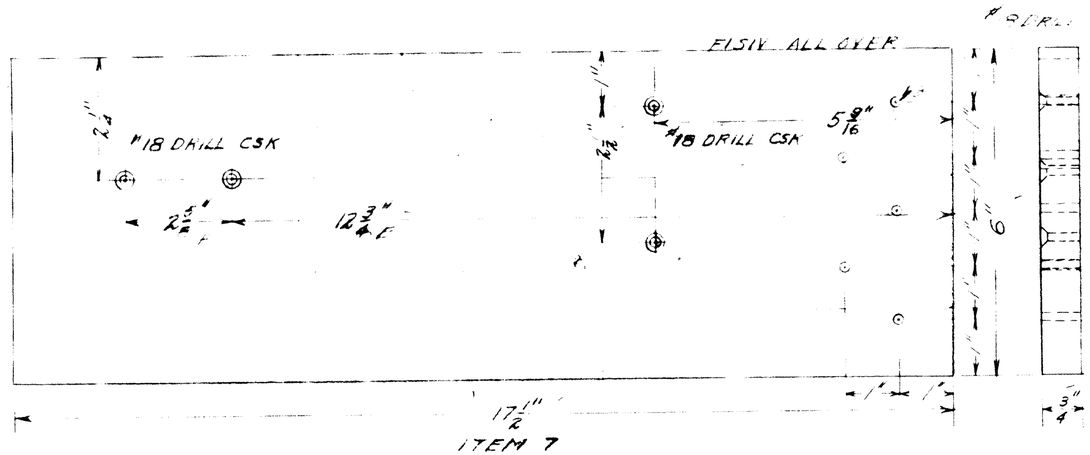

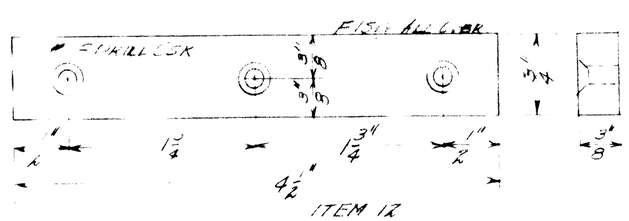

DETAILS 2 - ITEMS 6-7-12

REVISION DATE	REF.		
WAS #4	4-4-27	A	
NOT SPACED	4-11-27	B	
2" HOLE REMOVED	6-3-27	C	
SCL HOLE REMOVED	6-30-27	D	
13 5/16"	6-30-27	E	
2"	6-30-27	F	
E	DRAWING		

ROBERT MORTON ORGAN CO.
VAN NUYS, CALIF.

PART: XYLOPHONE ASSEM.
MODEL:
PAGE A 39 17 13

DRAWN BY: JAN DATE: 2-8-27
CHECKED BY: RZW DATE: 2-10-27
SCALE: Half Size
MATERIAL: Pine

MILL DRILL

162

135

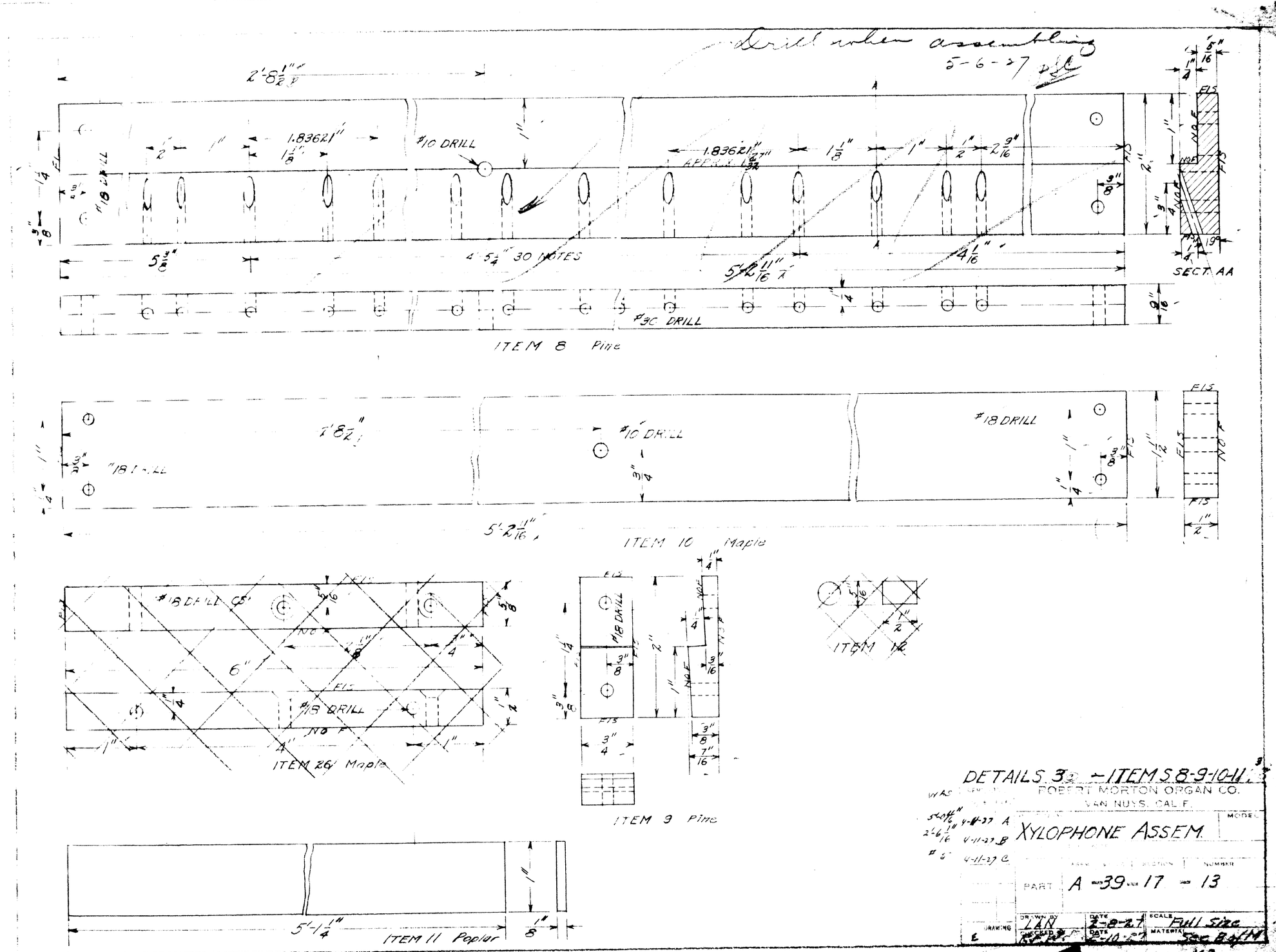
Drill when assembling
5-6-27
2'-8 1/2"
1.83621"
#10 DRILL
#18 DRILL
4' 5 1/4" 30 NOTES
#30 DRILL
ITEM 8 Pine
SECT AA
5'-2 1/16"
ITEM 10 Maple
6"
ITEM 26 Maple
ITEM 9 Pine
ITEM 12
5'-1 1/4"
ITEM 11 Poplar
DETAILS 3 - ITEMS 8-9-10-11
ROBERT MORTON ORGAN CO.
VAN NUYS, CALIF.
XYLOPHONE ASSEM.
PART A-39-17-13
DRAWN BY LAN
DATE 2-8-27
SCALE Full Size
MATERIAL See B of M
163

NO.	USED ON
1	A39-17-13
1	A39-01-20

3 3/4"
A
B
5/8"
7 1/2"
1 5/16"
1 5/16"
1 5/16"
1 5/16"
1/4"
1/4"
1/4"
1/4"
3/16"x1"x1 1/4" CORK
1/2"x18 FINAL
19-4 1/2"
5/16" R.H. SCREW
1 1/2"x3 3/4" HOT DUCK
2"x3 3/4" COLD DUCK
COVER
SEE PARTS LIST
WOOD BLOCK
FIBER
FIBER
8"
3"
2"
5"
3"
2"
2"
5"
2"
2"
2

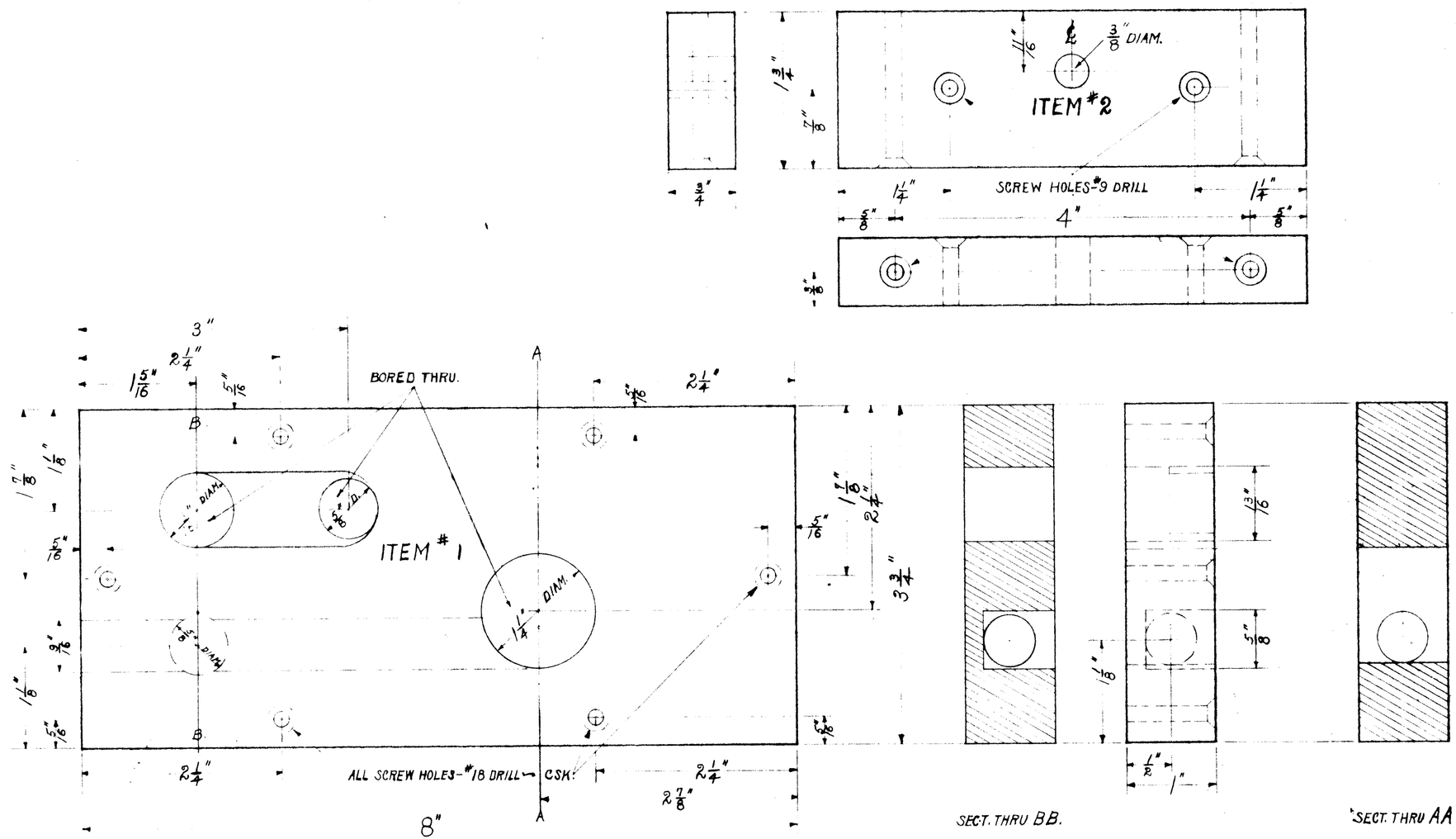

DIF 3 TIMES.

NO	USED ON
1	A39-01-20

DATE	REV.	WAS
8-24-27	A	1/2"

REVISIONS DATE REF

ROBERT MORTON ORGAN CO.
VAN NUYS, CALIF.

PART NAME: ACT. REGUL. FLANGE PLATE DETAILS.

MODEL

USED ON NOS. ITEMS #1 + 2.

ASSM. | STYLE | SECTION | NUMBER

A-39-17-21

DRAWING

DRAWN BY I.V.C. DATE 8-9-27 SCALE FULL SIZE.

CHECKED BY DATE MATERIAL POPLAR.

175

138

ITEM # 2
ITEM # 1
A 48-35
A48-76
A48-44
49-48-70

SET IN WITH SHELLAC

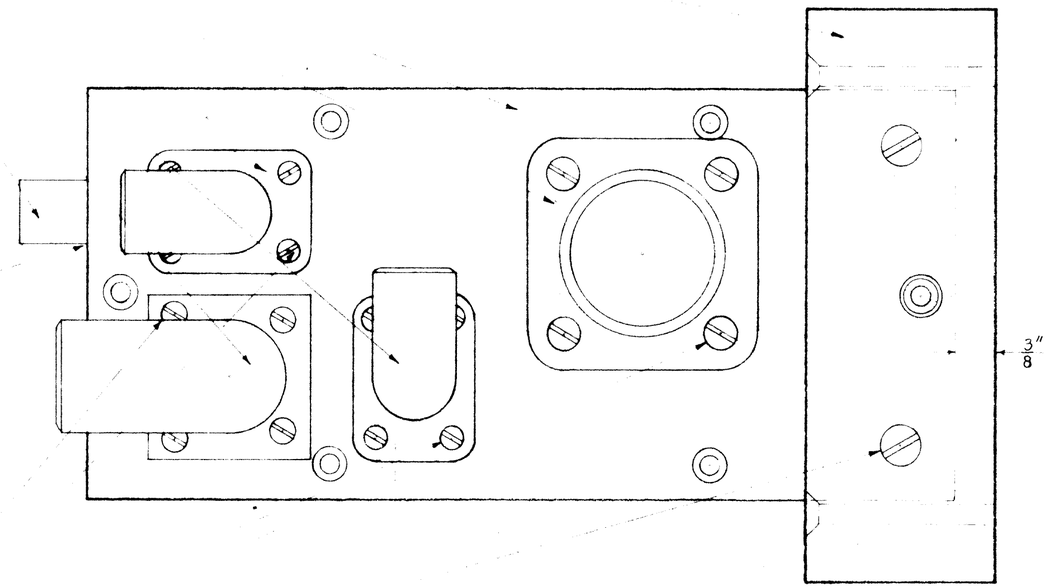

5/8" #5 R.H.SCR.
5/8" #4 " "
1" #6 F.H. "
1 1/2" #10 " "

FOTO.R
STOCK

NO	USED ON
1	A39-01-20

REVISIONS DATE	REF.

E DRAWING

ROBERT MORTON ORGAN CO.
VAN NUYS, CALIF.

PART NAME: ACT. REGUL. FLANGE PLATE ASSEM.
MODEL
USED ON STYLE NOS.

PART	ASSM	STYLE	SECTION	NUMBER
	A	39	17	21

DRAWN BY J.C. DATE 7-29-47 SCALE FULL SIZE
CHECKED BY DATE MATERIAL SEE B. OF M.

174

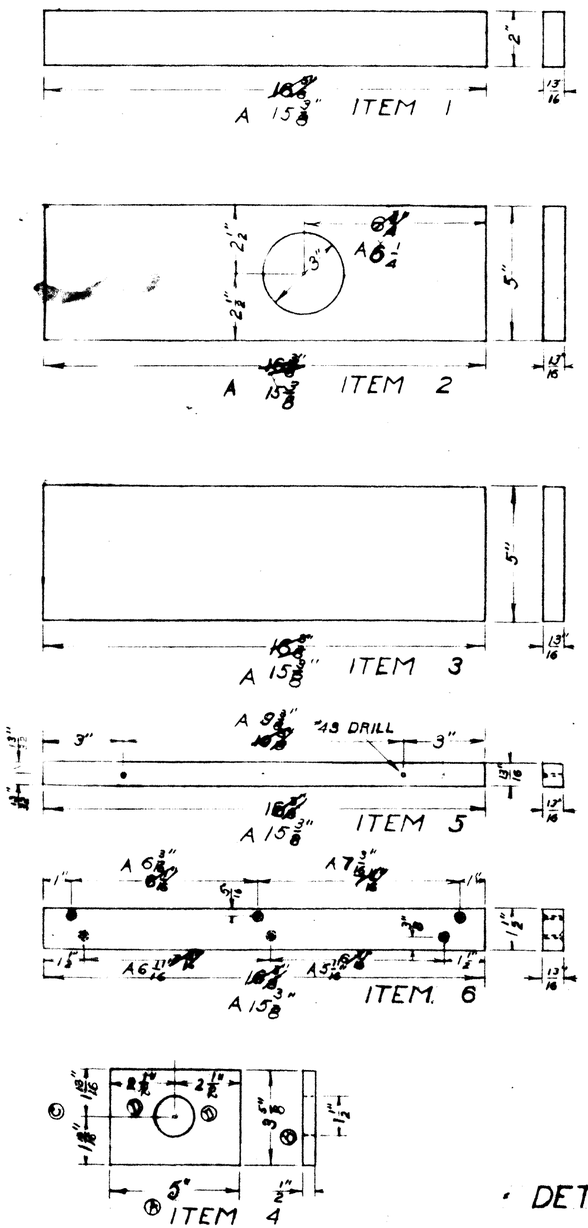

· DETAILS ~ FOURTH SIZE ·

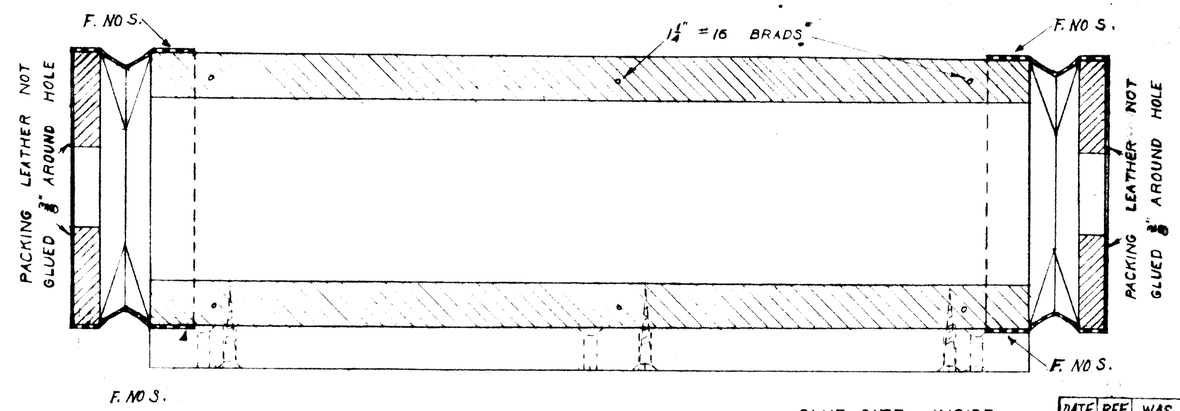

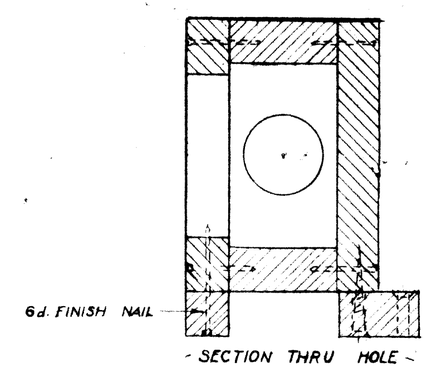

· ASSEM. ~ HALF SIZE ·

DATE	REF.	WAS
4/7/27	A	4 7/8"
6-7-27	B	3 1/2"
4/7/27	C	1 3/4"
"	D	2 7/16"

REVISIONS DATE	REF.
AUG. 20 '26	A

ROBERT-MORTON ORGAN CO.
VAN NUYS, CALIF.

PART NAME: SW. BD. WIND COND. BOX ASSEM.
MODEL:
USED ON STYLE NOS.: STYLE 49

PART	ASSM.	STYLE	SECTION	NUMBER
	A	49	D	01 - 18

DRAWN BY: LAN
DATE: 8-18-26
CHECKED BY:
DATE:
SCALE:
SEE B of M

FIS IV

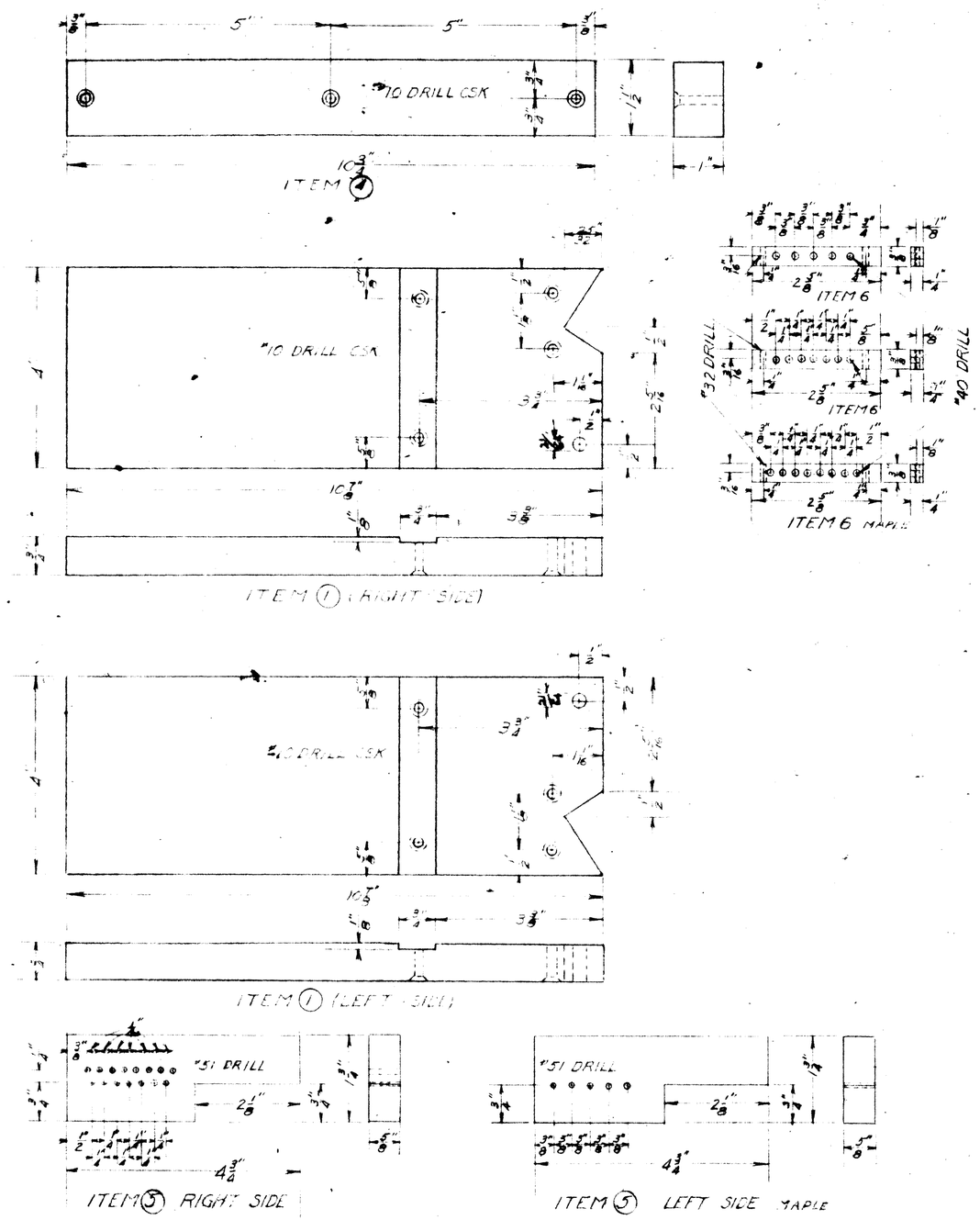

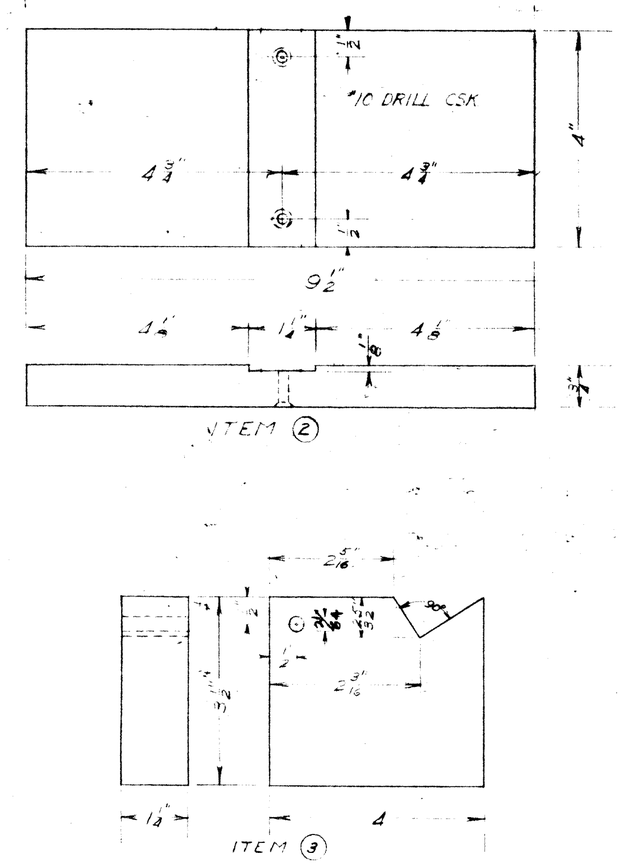

DETAILS

REVISIONS DATE	REF.	ROBERT-MORTON ORGAN CO. VAN NUYS, CALIF.	
		PART NAME: BALANCED PEDAL ASSEM.	MODEL
		USED ON STYLE NOS.	
		PART — ASSM. A — STYLE 39 — SECTION 10 — NUMBER 26	
NEW DRAWING E		DRAWN BY L.A.N. / DATE 10-28-26 / SCALE HALF SIZE	
		CHECKED BY / DATE / MATERIAL SEE B OF M.	

SEE ASSM'N DRAWINGS

Drill Mill

91

141