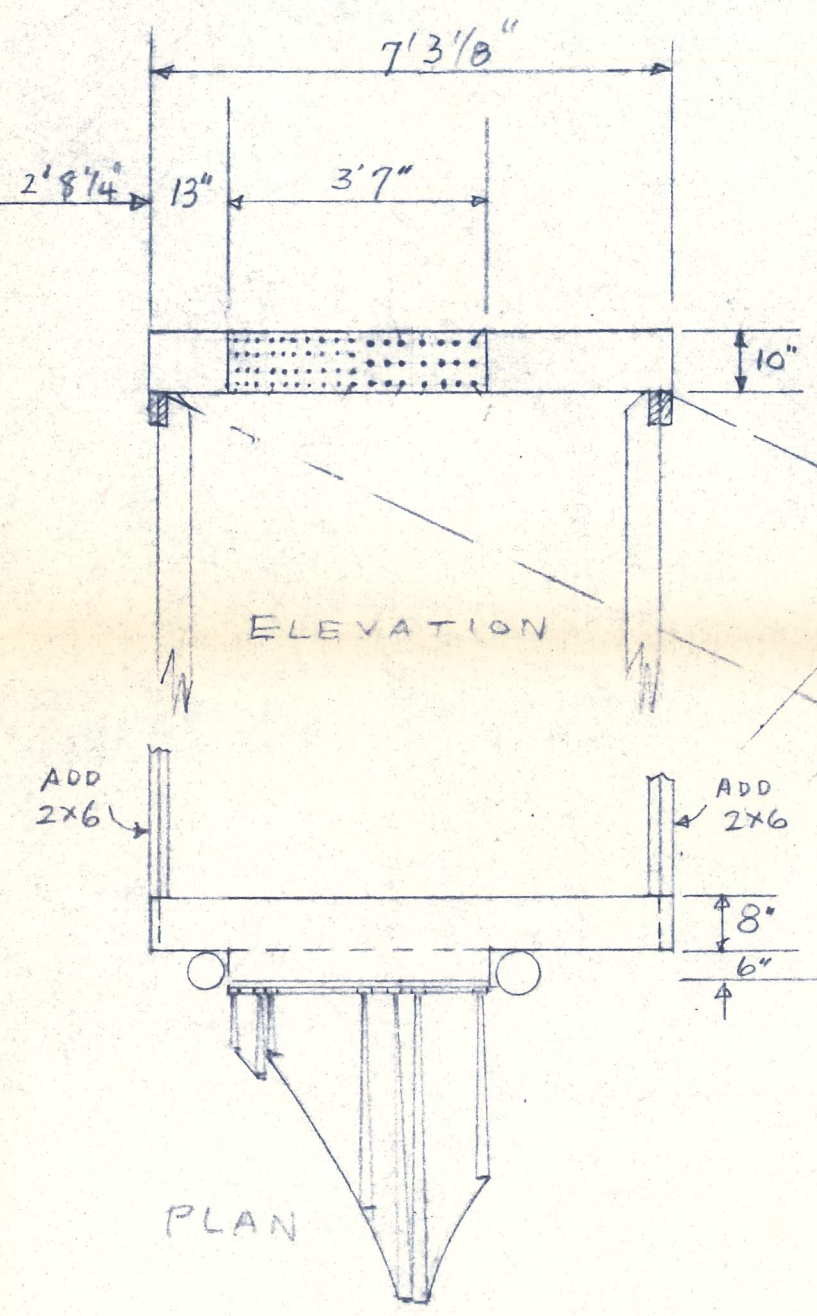


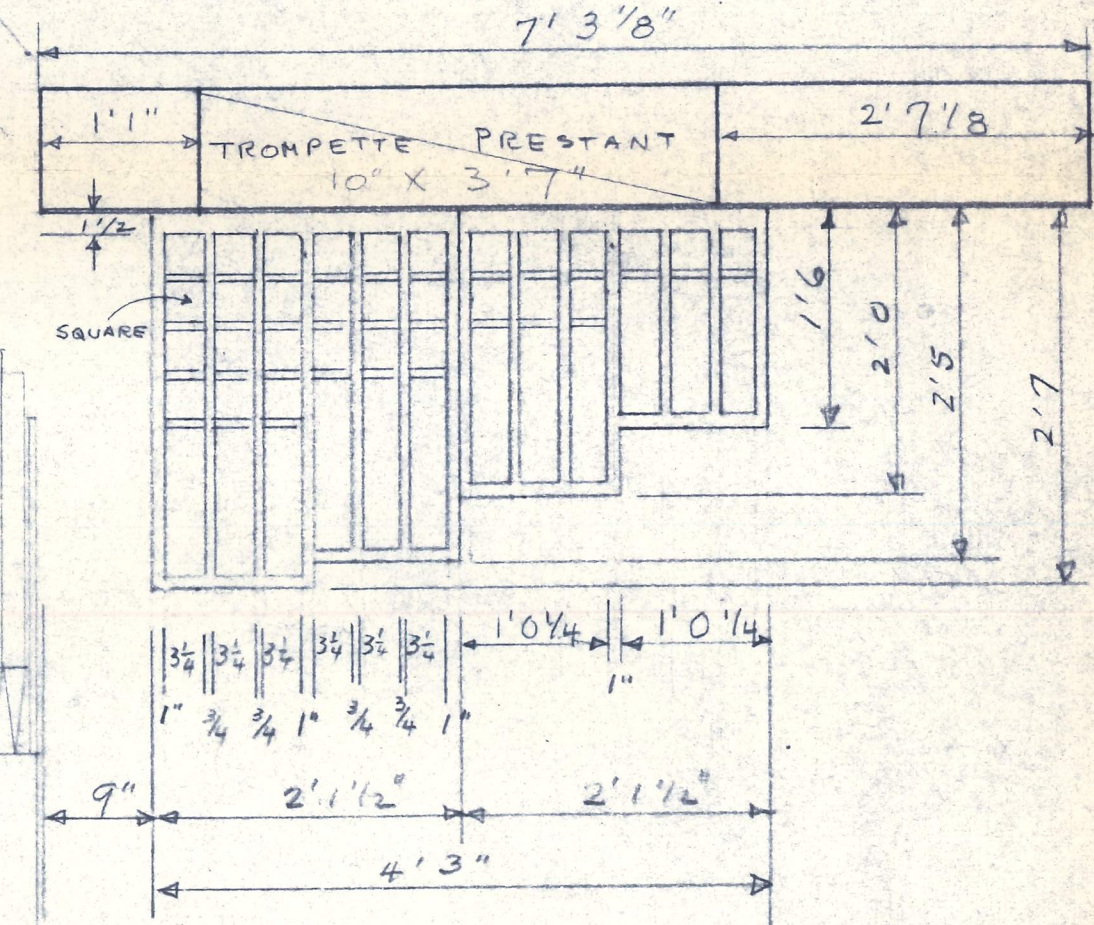
ST. PETER / ARLINGTON HEIGHTS

WOOD EDGE OF CASE



	3x4					7x4					3x3			4x3				
1 1/2"	58	54	50	46	42	38	34	30	26	22	19	16	13	1	4	7	10	15
4"	59	55	51	47	43	39	35	31	27	23	20	17	14	2	5	8	11	5
6 5/16"	60	56	52	48	44	40	36	32	28	24								8
8 1/2"	61	57	53	49	45	41	37	33	29	25	21	18	15	3	6	9	12	11
10"																		14

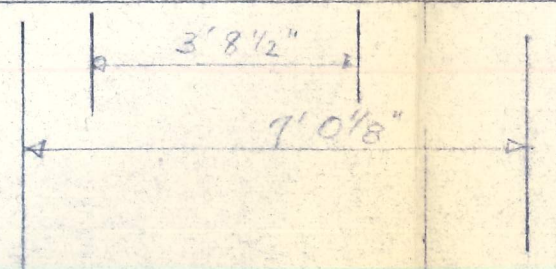
SCALE: 1 1/2" = 1'0"  
TOEBOARD



SCALE: 3/4" = 1'0"

- 8' TROMPETTE PRESTANT
- 1-12 : 4/2
  - 13-49 : 4/1
  - 50-61 : 24/1

COPPER, BRUSHED WITH STEEL WOOL AND COVERED WITH A TRANSPARENT PRESERVATIVE LACQUER.



SCALE: 3/8" = 1'0"

*Burr*  
3/30/78

DEMOUNTABLE GRILLES (2)  
SECURED TO TROMPETTE CHEST BY CLEAT, PEGS, AND MAGNETIC CATCHES.